




- 
- 
- **What is the purpose of the Senior Culminating Project?**
  - *In 2000, the State Board of Education approved four new statewide graduation requirements to take effect with the graduating Class of 2008. The culminating project is one of these four requirements.*

- 
- 
- **What is the culminating project for Auburn High School?**
  - *The Senior Culminating Project consists of two pieces: The portfolio and the presentation.*

- 
- 
- **What if I do not complete one or both parts of the Senior Culminating Project?**
  - *Students who fail to meet the **all** of the requirements for the Senior Culminating Project **WILL NOT GRADUATE.***



---

- **How am I being prepared for the Senior Culminating Project?**

- *Since the 2004-2005 school years all students at AHS have been enrolled in Advisory. Advisory is our tool to guide students in the gathering of evidences for their portfolio and presentation preparation.*



---

- **What is the role of the advisory teacher?**

- *To coordinate, assist, and advise students as they put together their portfolio and prepare for their presentation.*



- **What evidences/artifacts are required to be in the portfolio?**

---

- *Portfolios must include at least the following:*
  - *Autobiographical writing,*
  - *High School and Beyond Plan,*
  - *Resume,*
  - *Transcripts,*
  - *Test Scores (WASL, ACT, SAT, ASVAB, etc.),*
  - *Career Interest Survey, Employability Profile, and*
  - *8-12 “Best Works” with Reflection essays.*



- **What does the final product look like?**

---

- *A completed portfolio will contain all of the above pieces. We highly suggest a 3-Ring Binder with sheet protectors. These will soon be available for purchase in our school store.*
- **In addition you will need to assemble the final versions of all of the forms, your transcript, your resume, and three of your Best Works (one from your Junior year, one from your Senior year, and one from your Pathway, with their Reflection Essays, inside sheet protectors in a 3-ring binder notebook.**



## When are presentations?

---

- *Presentations will be on March 12<sup>th</sup> and April 16<sup>th</sup> from 4:00-7:00pm.*
- *Parents will receive a letter letting them know the date and time of their student's presentation.*



# How do I sign up?

---

- *Students will begin signing up for one of the presentation dates during Advisory on November 14th. Y*
- *You'll have one month to pick an available slot or one will be assigned to you.*



- **How will I know I'm ready to present?**

---

- *All students must have their portfolio evaluated by their advisor and receive a score of “Meets Standard” before they will be allowed to present. The deadline for portfolio checks for the March 12<sup>th</sup> date is February 6<sup>th</sup>. The deadline for the April 16<sup>th</sup> date is March 5<sup>th</sup>.*



- **What does the presentation look like?**

---

- *The presentation is a summary of the portfolio and will be orally presented to at least two adults (one staff member and one other adult). The oral presentation will be supported by either a power point slide show or tri-fold board highlighting their accomplishments. Samples of both the slide show and tri-fold are available on the website, as well as the presentation rubric.*



- **What is the difference between the senior presentation and Student-led Conferences (SLC)?**

---

- *Students must have their portfolios approved at the advisory meeting PRIOR TO their SLC or senior presentation*
- *Student-led conferences are meant as a dry-run for senior presentations. 9-11 grade students will conduct student-led conference on either March 18<sup>th</sup> or 19<sup>th</sup> from 3:00-6:00pm. Seniors will not participate in student-led conferences.*

- 
- What if my I don't pass the portfolio and/or the presentation?
- 

- *Students who do not “Meet Standard” on their portfolio will be allowed to continue working on their portfolio until it does pass. If it does not pass prior to either presentation date they will need to apply for an exception with their administrator. A student who does not pass the presentation will receive a notice of an option to appeal and the procedures for the appeal process. **ALL SENIORS MUST PASS BOTH THE PORTFOLIO AND PRESENTATION TO MEET GRADUATION REQUIREMENTS.***