

AGENDA FOR BOARD OF DIRECTORS
AUBURN SCHOOL DISTRICT NO. 408
Monday, August 22, 2016

- I. TIME AND PLACE
 - 1. 7 p.m. at the James P. Fugate Administration Building
- II. ROLL CALL
 - 1. Roll call of board members
- III. PLEDGE OF ALLEGIANCE
- IV. AUDIENCE PARTICIPATION
 - 1. Written communications
 - 2. Scheduled communications
 - 3. Unscheduled communications
 - 4. Community groups and organizations
- V. LEGISLATIVE UPDATE
- VI. SCHOOL PROGRAMS AND STUDENT ACHIEVEMENT
 - 1. Minimum basic education requirement compliance form
 - 2. 2013-16 Auburn School District Strategic Plan spring implementation report
- VII. PERSONNEL
 - 1. Certificated and classified personnel report
- VIII. BUILDING PROGRAM
 - 1. Auburn High School modernization and reconstruction
 - 2. Selection of appraisers
- IX. FINANCE
 - 1. Vouchers
 - 2. Financial statement
 - 3. Award of contract
- X. DIRECTORS
 - 1. Approval of minutes
 - 2. 2016-17 state district goals
 - 3. Discussion
 - 4. Executive session

LEGISLATIVE UPDATE

The board will discuss legislative items.

SCHOOL PROGRAMS AND STUDENT ACHIEVEMENT

1. Minimum Basic Education Requirement Compliance Form

Ryan Foster, associate superintendent of principal leadership & school programs, will present the 2016-2017 Minimum Basic Education Requirement Compliance form and supporting documentation for board review and approval. Reporting on this form gives assurance to the State Board of Education (SBE) that school districts are in compliance with the minimum requirements of the Basic Education Act, as well as related requirements determined by SBE. This form must be approved annually by each school district's board of directors and signed by the school board president and superintendent.

The completed form is due on or before Thursday, September 15, 2016, by 5:00 p.m. Hard copies with original signatures must be kept on file at the district office.

Recommendation:

That the board approve the Minimum Basic Education Requirement Compliance form and authorize the school board president and superintendent to sign the form.

2. 2013-16 Auburn School District Strategic Plan Spring Implementation Report

Ryan Foster, associate superintendent of principal leadership and school programs, will present the 2013-16 District Strategic Plan implementation progress report for the period of March through June and answer questions from the board. This presentation aligns with the Auburn School Board 2015-16 Stated District Goals, Standard II ("set and communicate high expectations for student learning with clear goals and plans for meeting those expectations and celebrate success"); Goal 1("monitor and market progress for the Auburn School District Strategic Improvement Plan"). Click on link to access report: [2013-2016 Strategic District Plan Implementation Report 2015-16 Spring Update](#) (create copy in Google drive for personal editing purposes).

600 Minimum Basic Education Requirement Compliance**Fiscal Year:** 16-17**Milestone:** Draft (Printed 8/17/2016)**District:** Auburn School District**Organization Code:** 17408**ESD:** Puget Sound Educational Service District 121**Page 1**

STATE BOARD OF EDUCATION

2016-2017 – Minimum Basic Education Requirement Compliance

Please Check One		
In Compliance	NOT in Compliance	
<input checked="" type="radio"/>	<input type="radio"/>	Kindergarten Minimum 180-Day School Year (RCW 28A.150.220 RCW 28A.150.203) The kindergarten program consists of no fewer than 180 half days or equivalent (450 hours) per school year.
<input checked="" type="radio"/>	<input type="radio"/>	Kindergarten Total Instructional Hour Offering (RCW 28A.150.220 RCW 28A.150.205 WAC 180-16-200) The district makes available to students enrolled in kindergarten at least a total instructional offering of 450 hours.
<input checked="" type="radio"/>	<input type="radio"/>	Grades 1-12 Minimum 180-Day School Year (RCW 28A.150.220 RCW 28A.150.203) The school year is accessible to all legally eligible students and consists of at least 180 school days for students in grades 1-12, inclusive of any 180-day waivers granted by the State Board of Education.
<input checked="" type="radio"/>	<input type="radio"/>	Grades 1-12 Total Instructional Hour Offering (RCW 28A.150.220(2) RCW 28A.150.205 WAC 180-16-200) The district makes available: <ul style="list-style-type: none"> a. A district-wide average of at least 1,000 instructional hours in grades 1-8 and a district-wide average of at least 1,080 instructional hours in grades 9-12, or b. A district-wide average of 1,027 hours in grades 1-12.
K-12 Districts Only State High School Graduation Minimum Requirements (RCW 28A.230.090 WAC 180-51-067)		
<input checked="" type="radio"/>	<input type="radio"/>	All subject areas are aligned with the state's high school learning standards and essential academic learning requirements, and at a minimum meet grades 9-10 grade level expectations. District high schools meet or exceed all state minimum graduation requirements.

If your district is NOT in compliance with any of these requirements, please explain why.

Has your district been granted a waiver of the minimum 180-day school year requirement by the State Board of Education for the 2016-17 school year? ☐ Yes ☒ No

NOTE: A district that has been granted a waiver of the minimum 180-day school year requirement is in compliance with RCW 28A.150.220.

Which method of calculating instructional hours is your district using to demonstrate compliance with the minimum offering of instructional hours required by RCW 28A.150.220(2)?

- ☐ District-wide annual average of 1,000 instructional hours in grades 1-8 and 1,080 instructional hours in grades 9-12
- ☒ District-wide average 1,027 instructional hours in grades 1-12

CERTIFICATION OF COMPLIANCE

The following persons named below certify that the information stated herein is true and correct and that **Auburn School District** meets the basic education program requirements contained in RCW 28A.150.220 and the minimum high school graduation requirements set forth in WAC 180-51-067 for students entering the ninth grade on or after July 1, 2012.

The undersigned further acknowledge that a copy of this document has been provided to the district's Board of Directors and that the district has maintained records in its possession supporting this certification for auditing purposes.

Dr. Alan Spicciati
School District Superintendent

08/22/16
Date (MM/DD/YY)

Anne Baunach
Board President or Chair

08/22/16
Date (MM/DD/YY)

District Graduation Credit Requirements

Districts are also asked to provide the following information about district requirements for high school graduation. Minimum state graduation requirements can be found [here](#).

K-12 Districts Only Indicate your district's graduation requirements in the table below.	
S U B J E C T	District Graduation Credit Requirements for Class of 2017
English	4.0
Math	3.0
Social Studies	2.5
Science How many are laboratory science credits? 1.0	2.0
Arts	1.0
Occupational Education/CTE	1.0
Health and Fitness	2.0
World Languages	0.0
Electives	7.0
Other District Requirement for Credit (select all that apply): <input type="checkbox"/> High School and Beyond Plan <input type="checkbox"/> Culminating Project <input type="checkbox"/> Community Service <input type="checkbox"/> Computers and Digital Technology <input type="checkbox"/> Personal Finance <input type="checkbox"/> Other (specify):	0.0
TOTAL	22.5
What non-credit district graduation requirements do you have? (Select all that apply.) <input checked="" type="checkbox"/> High School and Beyond Plan <input checked="" type="checkbox"/> Culminating Project <input type="checkbox"/> Community Service <input type="checkbox"/> Computers and Digital Technology <input type="checkbox"/> Personal Finance <input type="checkbox"/> Other (specify):	

Does your district award competency-based credit? Yes

If yes, in what subjects?

World Languages based on Assessment Results

Graduation requirements effective with the **Class of 2019** can be found [here](#).

2016-2017
State Board of Education
Minimum Basic Education Requirements Compliance
Auburn School District #408

Elementary	Full Days	Minutes	Minutes on Early Release Days			Inst. Hours	Student Count	Total Inst. Hours
			Nov	June	PLCs			
State Funded FDK	175	360	240	120	-1500	1,031.00	1,191	1,227,921.00
Grades 1	175	360	240	120	-1500	1,031.00	1,278	1,317,618.00
Grades 2	175	360	240	120	-1500	1,031.00	1,312	1,352,672.00
Grades 3	175	360	240	120	-1500	1,031.00	1,233	1,271,223.00
Grades 4	175	360	240	120	-1500	1,031.00	1,172	1,208,332.00
Grades 5	175	360	240	120	-1500	1,031.00	1,176	1,212,456.00

The November day is an early release for Thanksgiving (2hrs early)

3 Waiver Days

Last day of school is a 2hr day

*State funded full day Kindergarten is required to have 1000hrs.

Middle School	Full Days	Minutes	Minutes on Early Release Days			Inst. Hours	Student Count	Total Inst. Hours
			Nov	June	PLCs			
Grades 6	175	360	240	120	-1440	1,032.00	1,110	1,145,520.00
Grades 7	175	360	240	120	-1440	1,032.00	1,099	1,134,168.00
Grades 8	175	360	240	120	-1440	1,032.00	1,125	1,161,000.00

*November day is an early release for Thanksgiving.

3 Waiver Days

*Last day of school in June is a 2hr day.

AHS, AMHS, ARHS	Full Days	Minutes	Minutes on Early Release Days			Inst. Hours	Student Count	Total Inst. Hours
			Nov	June	PLCs			
Grades 9	175	360	240	120	-1440	1,032.00	1,190	1,228,080.00
Grades 10	175	360	240	120	-1440	1,032.00	1,229	1,268,328.00
Grades 11	175	360	240	120	-1440	1,032.00	1,047	1,080,504.00
Grade 12	171	360	240	0	-1440	1,006.00	1,047	1,053,282.00

WAHS	Full Days	Minutes	Minutes on Early Release Days			Inst. Hours	Student Count	Total Inst. Hours
			Nov	June	PLCs			
Grades 9	175	350	240	120	-1440	1,002.83	28	28,079.33
Grades 10	175	350	240	120	-1440	1,002.83	46	46,130.33
Grades 11	175	350	240	120	-1440	1,002.83	55	55,155.83
Grade 12	171	350	240	0	-1440	977.50	67	65,492.50

High School Total Average Hours Grades 9	1,256,159.33	1,218	1,031.33
High School Total Average Hours Grades 10	1,314,458.33	1,275	1,030.95
High School Total Average Hours Grades 11	1,135,659.83	1,102	1,030.54
High School Total Average Hours Grades 12	1,118,774.50	1,114	1,004.29

*November day is an early release for Thanksgiving.

3 Waiver Days

*Last day of school in June is a 2hr day.

GR12 attends 4 less full days and not the last day of school (total of 5 days early)

Total Average Hours Grades 1-12	Inst. Hours	Student Count	Total Inst. Hours
	15,855,962.00	15,405	1,029.27

Formula: # of full-days x Minutes + Early Release Minutes (Nov+June-PLCs)/60 = Total Hours

Total Hours x Student Count (June 2, 2016 enrollment without preschool nor AWG students) = Total Instructional Hours

PERSONNEL--CERTIFICATED AND CLASSIFIED

1. Certificated and Classified Personnel Report

Attached is the personnel report, for certificated and classified personnel, for the board's approval.

Recommendation: That the board approve the attached report.

PERSONNEL REPORT - CERTIFICATED

	Classification	Job Type	Building	Name	Start Date	Hours	Rate of Pay	Comment
Curriculum-Noncurriculum	CERTIFICATED	#TECHREFRESH PROF DEV	ANNEX	GIBSON-MYERS, ELIZABETH	8/22/2016	4	\$48.64	
	CERTIFICATED	#TECHREFRESH PROF DEV	CASCADE	LUETTGEN, SANDRA	8/22/2016	2	\$52.46	
	CERTIFICATED	#TECHREFRESH PROF DEV	DICK SCOBEE	MEHEULA, LYNDA	8/22/2016	2	\$33.37	
	CERTIFICATED	#TECHREFRESH PROF DEV	PIONEER	SZYMANSKI, ARLENE	8/22/2016	2	\$35.87	
	CERTIFICATED	BOTS	ILALCO	ANDERSON, AMY	9/7/2016		STIPEND \$2000	
	CERTIFICATED	BOTS	WEST AUBURN	BOSCH, MICHAEL	9/7/2016		STIPEND \$2000	
	CERTIFICATED	BOTS	AUBURN HIGH	BURT, DOUGLAS	9/7/2016		STIPEND \$3000	
	CERTIFICATED	BOTS	MT. BAKER	CLARK, ANNE	9/7/2016		STIPEND \$2500	
	CERTIFICATED	BOTS	LEA HILL	DANIELS, TREENA	9/7/2016		STIPEND \$2000	
	CERTIFICATED	BOTS	EVERGREEN HTS	ERICKSON, STACI	9/7/2016		STIPEND \$1000	
	CERTIFICATED	BOTS	CHINOOK	GALATI, ELIZABETH	9/7/2016		STIPEND \$1000	
	CERTIFICATED	BOTS	EVERGREEN HTS	HERNDON, JENNIFER	9/7/2016		STIPEND \$1000	
	CERTIFICATED	BOTS	PIONEER	HOLBROOK, DEANNA	9/7/2016		STIPEND \$2000	
	CERTIFICATED	BOTS	TERMINAL PARK	IAMS, MARISSA	9/7/2016		STIPEND \$2000	
	CERTIFICATED	BOTS	ALPAC	KESSLER, CHELSI	9/7/2016		STIPEND \$2000	
	CERTIFICATED	BOTS	WASHINGTON	KILBURG, KRISTY	9/7/2016		STIPEND \$2000	
	CERTIFICATED	BOTS	ARTHUR JACOBSEN	MCGAUGHEY, DEBBIE	9/7/2016		STIPEND \$2000	
	CERTIFICATED	BOTS	GILDO REY	RASMUSSEN, KARINE	9/7/2016		STIPEND \$2000	
	CERTIFICATED	BOTS	DICK SCOBEE	RIESTRA, JENNIFER	9/7/2016		STIPEND \$2000	
	CERTIFICATED	BOTS	LAKELAND HILLS	ROBERSON, AMANDA	9/7/2016		STIPEND \$2000	
	CERTIFICATED	BOTS	CHINOOK	RODRIGUEZ, JESSE	9/7/2016		STIPEND \$1000	
	CERTIFICATED	BOTS	LAKE VIEW	SUKERT, CARRIE	9/7/2016		STIPEND \$2000	
	CERTIFICATED	BOTS	CASCADE	THOMSEN, CHRISTINA	9/7/2016		STIPEND \$2500	
	CERTIFICATED	BOTS	HAZELWOOD	WICKSTROM, ERIN	9/7/2016		STIPEND \$2000	
	CERTIFICATED	BOTS	RAINIER	WILSON, CHRISTINE	9/7/2016		STIPEND \$2500	
	CERTIFICATED	ELP STANDARDS	RAINIER	DALOS, HARRIETT	7/28/2016	15	\$47.16	
	CERTIFICATED	ELP STANDARDS	MT. BAKER	MCCANN, VALLERY	7/28/2016	15	\$41.26	
	CERTIFICATED	GRADE 8 ENTRY TASKS	CASCADE	FONDA, PAULETTE	7/5/2016	34.5	\$38.42	
	CERTIFICATED	HOME VISITS	AUBURN HIGH	BURT, DOUGLAS	8/2/2016	30	\$52.46	
	CERTIFICATED	LID TEACHER PROF DEV	MT. BAKER	CLARK, ANNE	8/1/2016	2	\$47.16	
	CERTIFICATED	LID TEACHER PROF DEV	AUBURN MOUNTAINVIEW	DAVIDSON, CARY	8/1/2016	2	\$47.19	
	CERTIFICATED	LID TEACHER PROF DEV	RAINIER	DUNHAM, RYAN	8/1/2016	2	\$49.24	
	CERTIFICATED	LID TEACHER PROF DEV	ANNEX	FRAZIER, LESLIE	8/1/2016	2	\$52.46	
	CERTIFICATED	LID TEACHER PROF DEV	AUBURN RIVERSIDE	GALLINATTI, LISA	8/1/2016	2	\$52.46	
	CERTIFICATED	LID TEACHER PROF DEV	AUBURN MOUNTAINVIEW	HALL, ERIN	8/1/2016	2	\$48.64	
	CERTIFICATED	LID TEACHER PROF DEV	LAKELAND HILLS	JEFFREYS, CHRISTA	8/1/2016	2	\$38.87	
	CERTIFICATED	LID TEACHER PROF DEV	DICK SCOBEE	JENKINS, GLENN	8/1/2016	2	\$34.84	
	CERTIFICATED	LID TEACHER PROF DEV	DICK SCOBEE	JENSEN, STEPHANIE	8/1/2016	2	\$34.11	
	CERTIFICATED	LID TEACHER PROF DEV	AUBURN MOUNTAINVIEW	KEAGLE, STEPHANIE	8/1/2016	2	\$42.51	
	CERTIFICATED	LID TEACHER PROF DEV	ARTHUR JACOBSEN	KEMP, BRIAN	8/1/2016	2	\$28.97	
	CERTIFICATED	LID TEACHER PROF DEV	LAKELAND HILLS	LEAF, VICKIE	8/1/2016	2	\$52.46	
	CERTIFICATED	LID TEACHER PROF DEV	LEA HILL	LEAF-DENT, KATHERINE	8/1/2016	2	\$34.47	
	CERTIFICATED	LID TEACHER PROF DEV	AUBURN MOUNTAINVIEW	LEE, JESSICA	8/1/2016	2	\$43.15	
	CERTIFICATED	LID TEACHER PROF DEV	AUBURN MOUNTAINVIEW	LEMANSKI, NATHAN	8/1/2016	2	\$37.21	
	CERTIFICATED	LID TEACHER PROF DEV	AUBURN RIVERSIDE	MCKEEHAN II, PATRICK	8/1/2016	2	\$47.21	
	CERTIFICATED	LID TEACHER PROF DEV	ILALCO	MOORE, ERIKA	8/1/2016	2	\$44.46	
	CERTIFICATED	LID TEACHER PROF DEV	AUBURN RIVERSIDE	MORGAN, ROBERT	8/1/2016	2	\$52.46	
	CERTIFICATED	LID TEACHER PROF DEV	CASCADE	OLSON, KEVIN P	8/1/2016	2	\$35.24	
	CERTIFICATED	LID TEACHER PROF DEV	OLYMPIC	PRICE, CHRISTY	8/1/2016	2	\$40.64	
	CERTIFICATED	LID TEACHER PROF DEV	GILDO REY	RIDGE, KYLE	8/1/2016	2	\$28.21	
	CERTIFICATED	LID TEACHER PROF DEV	AUBURN MOUNTAINVIEW	SAMUELSON, SARAH	8/1/2016	2	\$44.46	
	CERTIFICATED	LID TEACHER PROF DEV	ARTHUR JACOBSEN	SPENCER JR., ARTHUR	8/1/2016	4	\$52.46	
	CERTIFICATED	LID TEACHER PROF DEV	AUBURN RIVERSIDE	VAN EATON, MICHAEL	8/1/2016	2	\$52.46	
	CERTIFICATED	LID TEACHER PROF DEV	HAZELWOOD	WICKSTROM, SCOTT	8/1/2016	2	\$52.46	
	CERTIFICATED	LID TEACHER PROF DEV	ALPAC	WOODRUFF, JILLYAN	8/1/2016	2	\$34.84	
	CERTIFICATED	SPEC ED MATH CURR WORK	ANNEX	STUBBLEFIELD, ANGELA	8/1/2016	6	\$47.16	
	CERTIFICATED	SUMMER SCHOOL	DICK SCOBEE	LYSENE, SARAH	8/1/2016	4	\$42.51	
	CERTIFICATED	SUMMER SCHOOL	ALPAC	MILES, ADRIENNE	8/1/2016	48	\$39.67	
	CERTIFICATED	TEACHER LEADERSHIP ACAD	PIONEER	DIEBAG, MELINDA	8/15/2016	18	\$28.21	
	CERTIFICATED	TPEP TRAINING	AUBURN HIGH	COCKCROFT, ELSBETH	8/25/2016	18	\$52.46	
	CERTIFICATED	TPEP TRAINING	LEA HILL	DANIELS, TREENA	8/25/2016	18	\$52.46	
	CERTIFICATED	TPEP TRAINING	AUBURN HIGH	JORDISON, STACY	8/25/2016	89	\$65.63	
	CERTIFICATED	TPEP TRAINING	AUBURN RIVERSIDE	LEONARD, SHAWNA	8/25/2016	27	\$64.38	
	CERTIFICATED	TPEP TRAINING	AUBURN RIVERSIDE	MALONE, CORIN	8/25/2016	18	\$46.63	
	CERTIFICATED	TPEP TRAINING	LAKE VIEW	MOORE, ERIKA	8/25/2016	18	\$46.63	
	CERTIFICATED	TPEP TRAINING	RAINIER	MORRIS, HEIDI	8/25/2016	14	\$63.50	
	CERTIFICATED	TPEP TRAINING	RAINIER	REMPFER, SONYA	8/25/2016	18	\$48.01	
	CERTIFICATED	TPEP TRAINING	CASCADE	WATKINS, KANIKA	8/25/2016	18	\$51.13	
	CERTIFICATED	TPEP TRAINING	ADMIN	WEIBEL, MICHAEL	9/1/2016	28	\$73.00	
	CERTIFICATED	WORK ON SCHEDULE	CASCADE	EGIZII, AMY	7/23/2016	8	\$50.13	
Leave								
	CERTIFICATED	TEACHER/LEARN. SPEC. (.6)	ARTHUR JACOBSEN	JACKSON, APRIL	9/7/2016			CHILD-REARING
New Hire								
	CERTIFICATED	TEACHER/ART	OLYMPIC	HARRING MARSHALL, STEPHANIE	9/7/2016			C1, S0
	CERTIFICATED	TEACHER/BAND	CASCADE	SAMPSON, FREDERICK	9/7/2016			C2, S13
	CERTIFICATED	TEACHER/BIS	PIONEER/TERM PARK	ANDERSEN, KENNETH	9/7/2016			C9, S16
	CERTIFICATED	TEACHER/FIFTH GRADE	ARTHUR JACOBSEN	MOONEY, KATHLEEN	9/7/2016			C1, S5
	CERTIFICATED	TEACHER/FIRST	PIONEER	GUD, SVENTLANA	9/7/2016			C1, S0
	CERTIFICATED	TEACHER/FOURTH	CHINOOK	YAMADA, LISA	9/7/2016			C1, S6
	CERTIFICATED	TEACHER/FOURTH GRADE	CHINOOK	TORRES, CINDY	9/7/2016			C7, S5
	CERTIFICATED	TEACHER/FOURTH-FIFTH	LAKE VIEW	HENTSCHCELL, ANDREA	9/7/2016			C7, S4
	CERTIFICATED	TEACHER/KINDERGARTEN	PIONEER	DICKINSON, CAROL	9/7/2016			C3, S1
	CERTIFICATED	TEACHER/KINDERGARTEN	ALPAC	KINZLER, CHRISTIAN	9/7/2016			C1, S1
	CERTIFICATED	TEACHER/LANGUAGE ARTS (.6)	AUBURN RIVERSIDE	SCHNEIDER, COLTON	9/7/2016			C1, S0
	CERTIFICATED	TEACHER/LEARN. SPEC.	WEST AUBURN	SANDO, MICHAEL	9/7/2016			C5, S13
	CERTIFICATED	TEACHER/LEARN. SPEC. (.6)	WASHINGTON	CARTER, ALINA	9/7/2016			C7, S0

CERTIFICATED	TEACHER/MATH	AUBURN HIGH	KEMP, CYNTHIA	9/7/2016	C9, S30
CERTIFICATED	TEACHER/SECOND (.4)-ELL (.5)	PIONEER	CAMACHO, CAROLYN	9/7/2016	C1, S1
CERTIFICATED	TEACHER/SECOND GRADE	CHINOOK	MORSE, JAMIE	9/7/2016	C1, S1
CERTIFICATED	TEACHER/SOCIAL STUDIES (.4)	MT. BAKER	HAWK, MINDY	9/7/2016	C9, S37
CERTIFICATED	TEACHER/THIRD GRADE	WASHINGTON	PERSON, TARA	9/7/2016	C1, S0

Resignation

CERTIFICATED	TEACHER/SECOND GRADE	WASHINGTON	BOYLES, DANIELLE	6/23/2016	EMPLOYMENT ELSEWHERE
CERTIFICATED	TEACHER/FIFTH GRADE	ARTHUR JACOBSEN	WILSON, LISA	6/23/2016	EMPLOYMENT ELSEWHERE
CERTIFICATED	TEACHER/LA-RDG SPEC	EVERGREEN HTS	LOCASCIO, ANNE	6/23/2016	RETIREMENT
CERTIFICATED	TEACHER/FIRST	WASHINGTON	YI, YUMI	6/23/2016	RELOCATION
CERTIFICATED	TEACHER/SPEC. ED.	RAINIER	MACFARLAND, FRANCISCO	8/12/2016	PERSONAL

PERSONNEL REPORT - CLASSIFIED

Curriculum-Noncurriculum

CLASSIFIED	BOTS	DEPT OF STUDENT LRNG	CURTIN, JESSAMYN	9/7/2016		STIPEND - \$3,000
CLASSIFIED	BOTS	DEPT OF STUDENT LRNG	DUDLEY, TONI	9/7/2016		STIPEND - \$3,000
CLASSIFIED	BOTS	DEPT OF STUDENT LRNG	STARKEL, KELLY	9/7/2016		STIPEND - \$2,500
CLASSIFIED	EXTRA HOURS - CLEAN UP	CASCADE	HODGSON-HERRARA, KAE LIN	6/27/2016	28	\$17.81
CLASSIFIED	EXTRA HOURS - GRADUATION SOUND	MT.VIEW SR HI	DUNAWAY, EDDIE	6/30/2016		STIPEND - \$400
CLASSIFIED	EXTRA HOURS- SUMMER SCHOOL BUS DRIVER	TRANSPORTATION	ADKINSON, VIRGINIA	7/21/2016		\$22.54
CLASSIFIED	EXTRA HOURS- SUMMER SCHOOL BUS DRIVER	TRANSPORTATION	BARTRO, JANIE	7/5/2016	79.8	\$22.74
CLASSIFIED	EXTRA HOURS- SUMMER SCHOOL BUS DRIVER	TRANSPORTATION	BRIGHAM, MARY JANE	7/5/2016	70	\$22.54
CLASSIFIED	EXTRA HOURS- SUMMER SCHOOL BUS DRIVER	TRANSPORTATION	BUCKLEY, PEGGY	7/5/2016	63	\$23.04
CLASSIFIED	EXTRA HOURS- SUMMER SCHOOL BUS DRIVER	TRANSPORTATION	CLEARY, KIMBERLIE	7/5/2016	63	\$22.54
CLASSIFIED	EXTRA HOURS- SUMMER SCHOOL BUS DRIVER	TRANSPORTATION	CORCORAN, SHEILA	7/5/2016	65.8	\$22.54
CLASSIFIED	EXTRA HOURS- SUMMER SCHOOL BUS DRIVER	TRANSPORTATION	DAHLING, NOMA	7/7/2016		\$22.54
CLASSIFIED	EXTRA HOURS- SUMMER SCHOOL BUS DRIVER	TRANSPORTATION	DAVIES, DEANE	7/5/2016	45	\$23.04
CLASSIFIED	EXTRA HOURS- SUMMER SCHOOL BUS DRIVER	TRANSPORTATION	DAVIES, DEANE	7/5/2016	90	\$23.04
CLASSIFIED	EXTRA HOURS- SUMMER SCHOOL BUS DRIVER	TRANSPORTATION	GAGNON, JODI	7/5/2016	70	\$22.54
CLASSIFIED	EXTRA HOURS- SUMMER SCHOOL BUS DRIVER	TRANSPORTATION	HEMBREE, LYNDA	7/5/2016	70	\$22.54
CLASSIFIED	EXTRA HOURS- SUMMER SCHOOL BUS DRIVER	TRANSPORTATION	KNUTSEN, KIMBERLY	7/7/2016		\$22.54
CLASSIFIED	EXTRA HOURS- SUMMER SCHOOL BUS DRIVER	TRANSPORTATION	LACY, CHRISTINA	7/28/2016		\$22.54
CLASSIFIED	EXTRA HOURS- SUMMER SCHOOL BUS DRIVER	TRANSPORTATION	MARLER, CHERI	7/5/2016	63	\$22.79
CLASSIFIED	EXTRA HOURS- SUMMER SCHOOL BUS DRIVER	TRANSPORTATION	PACK, LAURIE	7/5/2016	63	\$22.74
CLASSIFIED	EXTRA HOURS- SUMMER SCHOOL BUS DRIVER	TRANSPORTATION	SHOCKLEY, FLORENCE	7/5/2016	124.2	\$22.74
CLASSIFIED	EXTRA HOURS- SUMMER SCHOOL BUS DRIVER	TRANSPORTATION	THOMAS, TONI	7/5/2016	63	\$22.54
CLASSIFIED	EXTRA HOURS- SUMMER SCHOOL BUS DRIVER	TRANSPORTATION	VIKE, DEBRA	7/7/2016		\$22.54
CLASSIFIED	EXTRA HOURS- SUMMER SCHOOL TRANS ASST	TRANSPORTATION	ARLIN, RACHEL	7/5/2016	56	\$17.22
CLASSIFIED	EXTRA HOURS- SUMMER SCHOOL TRANS ASST	TRANSPORTATION	BENDER, SHELLI	7/5/2016	56	\$17.22
CLASSIFIED	EXTRA HOURS- SUMMER SCHOOL TRANS ASST	TRANSPORTATION	PLANTZ, EILEEN	7/5/2016	56	\$17.47
CLASSIFIED	EXTRA HOURS- SUMMER SCHOOL TRANS ASST	TRANSPORTATION	SHABEL, STEFFANY	7/5/2016	56	\$17.22
CLASSIFIED	SUMMER FEEDING PROGRAM - KITCHEN MANAGER	CNS	LEHTO, JACQUELIN	8/4/2016		\$18.73

New Hire

CLASSIFIED	P- ELEMENTARY LIBRARY	DICK SCOBEE	NAVA, APRIL	9/7/2016	6	\$17.01	QUALIFIED APPLICANT
------------	-----------------------	-------------	-------------	----------	---	---------	---------------------

Rehire

CLASSIFIED	LEAD TECHNICIAN	PAC/ART/TAM	BATCHELDER, CAITLAN	9/1/2016	1200	\$19.29
CLASSIFIED	LEAD TECHNICIAN	PAC/ART/TAM	BATCHELDER, CAITLAN	9/1/2016	1200	\$19.29
CLASSIFIED	LEAD TECHNICIAN	PAC/ART/TAM	CHITTENDEN, AMANDA	9/1/2016	1200	\$19.29
CLASSIFIED	LEAD TECHNICIAN	PAC/ART/TAM	HESELITINE, SETH	9/1/2016	1200	\$19.29
CLASSIFIED	LEAD TECHNICIAN	PAC/ART/TAM	HUDSON, ANDREW	9/1/2016	1200	\$19.29
CLASSIFIED	LEAD TECHNICIAN	PAC/ART/TAM	HUTCHINSON, RYAN	9/1/2016	1200	\$19.29
CLASSIFIED	LEAD TECHNICIAN	PAC/ART/TAM	KILPATRIC, DALE	9/1/2016	1200	\$19.29
CLASSIFIED	LEAD TECHNICIAN	PAC/ART/TAM	MCCURRY, TOBIAS	9/1/2016	1200	\$19.29
CLASSIFIED	LEAD TECHNICIAN	PAC/ART/TAM	WOODARD, KATHRYN	9/1/2016	1200	\$19.29
CLASSIFIED	LEAD TECHNICIAN	PAC/ART/TAM	YBARRA, TOMAZ	9/1/2016	1200	\$19.29
CLASSIFIED	STAGE TECHNICIAN	PAC/ART/TAM	BASS, JOHNDAVID BENJAMIN	9/1/2016	600	\$13.82
CLASSIFIED	STAGE TECHNICIAN	PAC/ART/TAM	HUHN, BEAU	9/1/2016	600	\$13.82
CLASSIFIED	STAGE TECHNICIAN	PAC/ART/TAM	RODRIGUEZ, ABNER	9/1/2016	600	\$13.82
CLASSIFIED	STAGE TECHNICIAN	PAC/ART/TAM	STRONG, REED	9/1/2016	600	\$13.82
CLASSIFIED	STAGE TECHNICIAN	PAC/ART/TAM	STRUBLE, ALEXANDER	9/1/2016	600	\$13.82
CLASSIFIED	STAGE TECHNICIAN	PAC/ART/TAM	THOMPSON, MICHALYN	9/1/2016	600	\$13.82

Resignation

CLASSIFIED	ASSISTANT COACH - BOYS SOCCER	AUB RIVERSIDE	ZIPP, ROBERT	5/3/2016		PERSONAL
CLASSIFIED	ASSISTANT COACH - GIRLS SOCCER	MT.VIEW SR HI	PATOC, BRIANNE	10/30/2015		EMPLOYMENT ELSEWHERE
CLASSIFIED	ASSISTANT COACH - TRACK	AUB RIVERSIDE	YELDON, CHLOE	5/5/2016		PERSONAL
CLASSIFIED	HEAD COACH - GYMNASTICS	MT.VIEW SR HI	PERKOVICH, ASHLEY	3/5/2016		EMPLOYMENT ELSEWHERE
CLASSIFIED	P- SECONDARY LIBRARY	WEST AUBURN	FLANARY, MINDY	6/24/2016		EMPLOYMENT ELSEWHERE
CLASSIFIED	PARA EDUCATOR POOL	ADMINISTRATION	BUSHAW, JEANNE	8/16/2016		PERSONAL
CLASSIFIED	P-FAMILY ENGAGEMENT LIAISON	AUBURN HIGH	SERMENO, RAFAEL	6/24/2016		PERSONAL

Student

CLASSIFIED	REHIRE - THEATRE TECHNICIAN	PAC/ART/TAM	BROWN, MARK	9/1/2016	400	\$9.47	2016-17 SCHOOL YEAR
CLASSIFIED	REHIRE - THEATRE TECHNICIAN	PAC/ART/TAM	CURTIN, SAMANTHA	9/1/2016	400	\$9.47	2016-17 SCHOOL YEAR
CLASSIFIED	REHIRE - THEATRE TECHNICIAN	PAC/ART/TAM	OCHOA, ALIZAE	9/1/2016	400	\$9.47	2016-17 SCHOOL YEAR
CLASSIFIED	REHIRE - THEATRE TECHNICIAN	PAC/ART/TAM	PEDERSON, ALLICIA	9/1/2016	400	\$9.47	2016-17 SCHOOL YEAR
CLASSIFIED	REHIRE - THEATRE TECHNICIAN	PAC/ART/TAM	SCOTT, MEGHAN	9/1/2016	400	\$9.47	2016-17 SCHOOL YEAR

Supervision

CLASSIFIED	FRONT HOUSE	PAC/ART/TAM	COON, KAREN	9/1/2016	150	\$20.00	2016-17 SCHOOL YEAR
CLASSIFIED	FRONT HOUSE	PAC/ART/TAM	DENNIS, HOLLY	9/1/2016	150	\$20.00	2016-17 SCHOOL YEAR
CLASSIFIED	FRONT HOUSE	PAC/ART/TAM	IRWIN, ELIZABETH	9/1/2016	150	\$20.00	2016-17 SCHOOL YEAR
CLASSIFIED	FRONT HOUSE	PAC/ART/TAM	KINGSOLVER, LORETTA	9/1/2016	150	\$20.00	2016-17 SCHOOL YEAR
CLASSIFIED	FRONT HOUSE	PAC/ART/TAM	ROE, MARY	9/1/2016	150	\$20.00	2016-17 SCHOOL YEAR
CLASSIFIED	FRONT HOUSE	PAC/ART/TAM	UPCHURCH, TRACY	9/1/2016	150	\$20.00	2016-17 SCHOOL YEAR

CERTIFICATED RESUMES

Kenneth Andersen-behavior intervention specialist-Pioneer and Terminal Park Elementary. Mr. Andersen earned his bachelor degree at Western Washington University and his master degree at City University. Ken previously worked for the Eatonville School District.

Carolyn Camacho-second grade (.4) and ELL (.5)-Pioneer Elementary. Ms. Camacho earned her bachelor degree at the University of Alaska. Carolyn has been a substitute in the Auburn School District.

Alina Carter-learning specialist (.6)-Washington Elementary. Ms. Carter earned her bachelor/master degrees at Moscow University. Alina has been a substitute in the Auburn School District.

Carol Dickinson-kindergarten-Pioneer Elementary. Ms. Dickinson earned her bachelor degree at Central Washington University. Carol previously worked for the Federal Way School District.

Sventlana Gud-first grade-Pioneer Elementary. Ms. Gud earned her bachelor degree at Central Washington University. Sventlana has been a substitute in the Renton School District.

Stephanie Harring Marshall-art-Olympic Middle School. Ms. Harring Marshall earned her bachelor degree at North Arizona University. Stephanie completed her student teaching in Arizona.

Mindy Hawk-social studies (.4)-Mt. Baker Middle School. Ms. Hawk earned her bachelor degree at the University of Washington and her master degree at Lesley University. Mindy retired from the Auburn School District in June, 2013, and has been a substitute with us since that time.

Andrea Hentschell-fourth/fifth grade-Lake View Elementary. Ms. Hentschell earned her bachelor degree at the University of Arizona and her master degree at the University of Phoenix. Andrea has been a substitute in the Auburn School District.

Cynthia Kemp-math-Auburn High School. Ms. Kemp earned her bachelor degree at the University of Washington and her master degree at Seattle University. Cindy previously worked for the Tacoma School District.

Christian Kinzler-kindergarten-Alpac Elementary. Ms. Kinzler earned her bachelor degree at Central Washington University. Christian has been a substitute in the Auburn School District.

Kathleen Mooney-fifth grade-Arthur Jacobsen Elementary. Ms. Mooney earned her bachelor degree at Central Washington University. Kathleen has been a substitute in the Auburn School District.

Jamie Morse-second grade-Chinook Elementary. Ms. Morse earned her bachelor degree at Pacific Lutheran University. Jamie has been a substitute in the Auburn School District and she is a graduate of Auburn Riverside High School.

Tara Person-third grade-Washington Elementary. Ms. Person earned her bachelor degree at Central Washington University. Tara completed her student teaching at Lakeland Hills Elementary in November, 2015.

Frederick Sampson-band-Cascade Middle School. Mr. Sampson earned his bachelor degree at Northern University of Texas. Fred previously worked for the Plano Independent School District in Texas.

Michael Sando-learning specialist-West Auburn High School. Mr. Sando earned his bachelor degree at Western Washington University. Mike previously worked for the Enumclaw School District.

Colton Schneider-language arts (.6)-Auburn Riverside High School. Mr. Schneider earned his bachelor degree at North Dakota State University. Colton completed his student teaching in the Fargo School District.

Cindy Torres-fourth grade-Chinook Elementary. Ms. Torres earned her bachelor and master degrees at Seattle University. Cindy previously worked for the Kent School District.

Lisa Yamada-fourth grade-Chinook Elementary. Ms. Yamada earned her bachelor degree at the University of Hawaii. Lisa previously worked for the Wailuku School District in Hawaii.

BUILDING PROGRAM

1. Auburn High School Modernization and Reconstruction Project

Attached are a copies of Change Order Nos. 98, 99, 100 and 101 for the Auburn High School Modernization & Reconstruction project which should be considered to permit a change in the construction contract amount.

Original Contract	\$80,570,700.00
Previously Approved	6,056,198.00
Change Order No. 98	27,447.00
Change Order No. 99	28,714.00
Change Order No. 100	35,101.00
Change Order No. 101	+\$ 38,607.00
New Contract Amount	\$86,756,767.00

Jeffrey Grose, executive director of capital projects, will be present to recommend acceptance of these change orders.

Recommendation: That Change Order Nos. 98, 99, 100 and 101 be accepted for the Auburn High School Modernization & Reconstruction project and the contract amount be increased by \$129,869.00 for a new contract amount of \$86,756,767.00.

2. Selection of Appraisers

RCW 28A.335.090 requires school districts to obtain a market value appraisal prepared by a professionally designated real estate appraiser, selected by the board of directors, prior to the purchase of real property. The administration will be investigating the purchase of residential and commercial property and has identified the following well qualified, professionally designated real estate appraisers:

Residential Property:

- Kelly Kelsoe of Atled Enterprises

Commercial Property:

- Murray Bracket of Allen Brackett Shedd
- Anthony Gibbons of RESOLVE
- Alan Pope of Alan L. Pope & Associates
- James Price of Appraisal Group of the Northwest

Recommendation:

That the administration be authorized to obtain market value appraisals for residential property prepared by Kelly Kelsoe of Atled Enterprises and market value appraisals of commercial property by Murray Bracket of Allen Brackett Shedd, Anthony Gibbons of RESOLVE, Alan Pope of Alan L. Pope & Associates, or James Price of Appraisal Group of the Northwest.

Change Order

PROJECT: AUBURN HIGH SCHOOL MODERNIZATIONS & RECONSTRUCTION
800 Fourth Street NE, Auburn, WA 98002

CHANGE ORDER NO.: 98

DATE: August 16, 2016

TO CONTRACTOR: Lydig Construction Company
3180 139th Ave SE, Suite 110
Bellevue, WA 98005

CONTRACT DATED: February 18, 2013

ARCHITECT'S PROJECT NO.: 121-10016

The Contract is changed as follows:

1. CCA-427	Raise height of existing street lights at west side of 4 th St. NE.	\$3,346.00
2. CCA-472	Replace sidewalk and modify street light poles as south side of 2 nd St. NE.	\$15,033.00
3. CCA-541	Modify sidewalk and fence at west side of baseball field.	\$5,756.00
4. CCA-563	Provide curb and fire lane striping in front of PAC.	\$417.00
5. CCA-590R	Modify sidewalk at northwest corner of Auto Shop.	<u>\$2,895.00</u>
	Total This Change Order	\$27,447.00

The original Contract Sum was	\$	80,570,700.00
Net change by previously authorized Change Orders	\$	6,056,198.00
The Contract Sum prior to this Change Order was	\$	86,626,898.00
The Contract Sum will be increased by this change order	\$	27,447.00
The new Contract Sum including this Change Order will be	\$	86,654,345.00

The Contract Time will be unchanged by 0 days
The date of Substantial Completion as of the date of this Change Order therefore is: July 1, 2016

Pursuant to the Contract, the execution of this Change Order constitutes a waiver of claims by the Contractor arising out of the Work to be performed or deleted pursuant to this Change Order, except as specifically described herein. Reservation of rights will be deemed waived and are void unless the reserved rights are specifically described in detail to the satisfaction of the Owner and are initialed by the Owner.

NAC Architecture
2025 First Avenue, Suite 300
Seattle, WA 98121


Auburn School District #408
915 Fourth Street NE
Auburn, WA 98002

Lydig Construction Company
3180 139th Ave SE, Suite 110
Bellevue, WA 98005



By: Brent Compton
Date: August 16, 2016

By: Cindi Blansfield
Date: _____



By: Brandon Watts 8-16-16
Date: _____

Change Order

PROJECT: AUBURN HIGH SCHOOL MODERNIZATIONS & RECONSTRUCTION
800 Fourth Street NE, Auburn, WA 98002

CHANGE ORDER NO.: 99

DATE: August 16, 2016

TO CONTRACTOR: Lydig Construction Company
3180 139th Ave SE, Suite 110
Bellevue, WA 98005

CONTRACT DATED: February 18, 2013

ARCHITECT'S PROJECT NO.: 121-10016

The Contract is changed as follows:

1. PR-099	Delete high temperature monitors at Kitchen coolers and freezers.	\$(234.00)
2. PR-155	Provide credit for unused structural steel allowance.	\$(1,500.00)
3. CCA-414	Provide structural support for windows at entry to Main Gymnasium.	\$8,764.00
4. CCA-490	Provide electrical circuits for mechanical units AC-7421B and CU-712B.	\$2,022.00
5. CCA-527	Provide electrical receptacles in PAC Lobby and Office.	\$9,010.00
6. CCA-533	Modify electrical receptacles, light fixture and hand dryers.	\$3,177.00
7. CCA-602	Provide additional steel framing at ballfield concessions building.	\$2,725.00
8. CCA-603	Provide roof insulation at tennis court storage building.	<u>\$4,750.00</u>
	Total This Change Order	\$28,714.00

The original Contract Sum was	\$	80,570,700.00
Net change by previously authorized Change Orders	\$	6,083,645.00
The Contract Sum prior to this Change Order was	\$	86,654,345.00
The Contract Sum will be increased by this change order	\$	28,714.00
The new Contract Sum including this Change Order will be	\$	86,683,059.00

The Contract Time will be unchanged by 0 days
The date of Substantial Completion as of the date of this Change Order therefore is: July 1, 2016

Pursuant to the Contract, the execution of this Change Order constitutes a waiver of claims by the Contractor arising out of the Work to be performed or deleted pursuant to this Change Order, except as specifically described herein. Reservation of rights will be deemed waived and are void unless the reserved rights are specifically described in detail to the satisfaction of the Owner and are initialed by the Owner.

NAC Architecture
2025 First Avenue, Suite 300
Seattle, WA 98121


Auburn School District #408
915 Fourth Street NE
Auburn, WA 98002

Lydig Construction Company
3180 139th Ave SE, Suite 110
Bellevue, WA 98005



By: Brent Compton
Date: August 16, 2016

By: Cindi Blansfield
Date: _____



By: Brandon Watts
Date: 8-16-16

Change Order

PROJECT: AUBURN HIGH SCHOOL MODERNIZATIONS
& RECONSTRUCTION
800 Fourth Street NE, Auburn, WA 98002

CHANGE ORDER NO.: 100

DATE: August 16, 2016

TO CONTRACTOR: Lydig Construction Company
3180 139th Ave SE, Suite 110
Bellevue, WA 98005

CONTRACT DATED: February 18, 2013

ARCHITECT'S PROJECT NO.: 121-10016

The Contract is changed as follows:

1. PR-091	Provide masonry base at Library pilasters.	\$(292.00)
2. PR-121	Modify Phase 1 stair handrail brackets.	\$(376.00)
3. PR-133	Modify Phase 2 stair handrail brackets.	\$(242.00)
4. CCA-467	Provide additional ceramic tile base in locker rooms.	\$13,079.00
5. CCA-486	Modify lock device at horticulture cold frame.	\$661.00
6. CCA-532	Modify interior window relites at Music Office 512.	\$5,129.00
7. CCA-560	Provide two orchestra pit wall panels in PAC.	\$4,264.00
8. CCA-566	Modify cabinet in Room 925.	\$803.00
9. CCA-601	Restore additional wood wall panels in PAC.	<u>\$12,075.00</u>
	Total This Change Order	\$35,101.00

The original Contract Sum was	\$	80,570,700.00
Net change by previously authorized Change Orders	\$	6,112,359.00
The Contract Sum prior to this Change Order was	\$	86,683,059.00
The Contract Sum will be increased by this change order	\$	35,101.00
The new Contract Sum including this Change Order will be	\$	86,718,160.00

The Contract Time will be unchanged by 0 days
The date of Substantial Completion as of the date of this Change Order therefore is: July 1, 2016

Pursuant to the Contract, the execution of this Change Order constitutes a waiver of claims by the Contractor arising out of the Work to be performed or deleted pursuant to this Change Order, except as specifically described herein. Reservation of rights will be deemed waived and are void unless the reserved rights are specifically described in detail to the satisfaction of the Owner and are initialed by the Owner.

NAC Architecture
2025 First Avenue, Suite 300
Seattle, WA 98121


Auburn School District #408
915 Fourth Street NE
Auburn, WA 98002

Lydig Construction Company
3180 139th Ave SE, Suite 110
Bellevue, WA 98005



By: Brent Compton
Date: August 16, 2016

By: Cindi Blansfield
Date: _____



By: Brandon Watts
Date: 8-16-16

Change Order

PROJECT: AUBURN HIGH SCHOOL MODERNIZATIONS
& RECONSTRUCTION
800 Fourth Street NE, Auburn, WA 98002

CHANGE ORDER NO.: 101

DATE: August 16, 2016

TO CONTRACTOR: Lydig Construction Company
3180 139th Ave SE, Suite 110
Bellevue, WA 98005

CONTRACT DATED: February 18, 2013

ARCHITECT'S PROJECT NO.: 121-10016

The Contract is changed as follows:

1. PR-171	Modify cabinets in Storage 716.	\$(800.00)
2. CCA-461	Modify electrical devices in Greenhouse 701.	\$2,044.00
3. CCA-483	Provide electrical devices in Elevator Vestibule 1602.	\$2,614.00
4. CCA-564R3	Extend storm drainage systems in parking lots.	<u>\$34,749.00</u>
	Total This Change Order	\$38,607.00

The original Contract Sum was	\$	80,570,700.00
Net change by previously authorized Change Orders	\$	6,147,460.00
The Contract Sum prior to this Change Order was	\$	86,718,160.00
The Contract Sum will be increased by this change order	\$	38,607.00
The new Contract Sum including this Change Order will be	\$	86,756,767.00

The Contract Time will be unchanged by 0 days
The date of Substantial Completion as of the date of this Change Order therefore is: July 1, 2016

Pursuant to the Contract, the execution of this Change Order constitutes a waiver of claims by the Contractor arising out of the Work to be performed or deleted pursuant to this Change Order, except as specifically described herein. Reservation of rights will be deemed waived and are void unless the reserved rights are specifically described in detail to the satisfaction of the Owner and are initialed by the Owner.

NAC Architecture
2025 First Avenue, Suite 300
Seattle, WA 98121


Auburn School District #408
915 Fourth Street NE
Auburn, WA 98002

Lydig Construction Company
3180 139th Ave SE, Suite 110
Bellevue, WA 98005



By: Brent Compton
Date: August 16, 2016

By: Cindi Blansfield
Date: _____



By: Brandon Watts 8-16-16
Date: _____

1. Vouchers

Recommendation: That these vouchers be signed.

Financial statements for the month of July will be presented for the board's information.

A tabulation of the bids received for the purchase of the Microsoft Enrollment for Education solutions (EES) is attached. It is recommended to award the contract to the low bidder, SHI International Corp, as shown on the attached tabulation. Total recommended award is \$89,335.25.

Recommendation: That the contract be awarded to the low bidder as indicated above.

The following vouchers, as audited and certified by the Auditing Officer as required by RCW 42.24.080, and those expense reimbursement claims certified as required by RCW 42.24.090, are approved for payment. Those payments have been recorded on this listing which has been made available to the board.

As of August 22, 2016, the board, by a _____ vote, approves payments, totaling \$1,236,669.43. The payments are further identified in this document.

Total by Payment Type for Cash Account, US Bank of Washington:
Warrant Numbers 433172 through 433304, totaling \$1,236,669.43

Secretary _____	Board Member _____
Board Member _____	Board Member _____
Board Member _____	Board Member _____

Check Nbr	Vendor Name	Check Date	Check Amount
433172	3 WIRE GROUP INC	08/22/2016	3,026.61
433173	AAA FIRE & SAFETY INC	08/22/2016	26,170.89
433174	AFL HYPERSCALE	08/22/2016	245.50
433175	AGRISHOP INC	08/22/2016	14.75
433176	AMERICAN ACADEMY ~ GRADUATION	08/22/2016	15,180.00
433177	AMERICAN LEAK DETECTION	08/22/2016	795.00
433178	ARAMARK UNIFORM SERVICES	08/22/2016	57.21
433179	ARCHER PH D, ANITA	08/22/2016	17,500.00
433180	AUBURN SENIOR HIGH CULINARY AR	08/22/2016	800.00
433181	BARGREEN ELLINGSON INC	08/22/2016	578.26
433182	BASS, CAROLYN	08/22/2016	19.25
433183	BLUMENTHAL UNIFORMS & EQUIPMEN	08/22/2016	538.77
433184	BUDGET OFFICE PRODUCTS LLC	08/22/2016	378.42
433185	CARPINITO BROTHERS INC	08/22/2016	3,748.20
433186	CCP INDUSTRIES	08/22/2016	1,773.90
433187	CENTURY LINK	08/22/2016	10,431.04
433188	CITY OF PACIFIC	08/22/2016	1,812.73

Check Nbr	Vendor Name	Check Date	Check Amount
433189	COASTWIDE LABORATORIES	08/22/2016	33.92
433190	COMPREHENSIVE MENTAL HEALTH CE	08/22/2016	277.20
433191	DAIRY FRESH FARMS INC	08/22/2016	4,911.41
433192	DEPT OF LABOR & INDUSTRIES	08/22/2016	984.90
433193	DON SMALL & SONS OIL DIST CO	08/22/2016	752.30
433194	DRUG FREE BUSINESS	08/22/2016	27.00
433195	EASTBAY INC	08/22/2016	1,263.38
433196	ELECTROCOM	08/22/2016	665.21
433197	FERGUSON ENTERPRISES INC #3007	08/22/2016	289.47
433198	FIRE KING OF SEATTLE INC	08/22/2016	697.13
433199	GENSCO INC	08/22/2016	141.70
433200	GIBBS SMITH PUBLISHER	08/22/2016	577.55
433201	GOODY MAN DISTRIBUTING INC	08/22/2016	113.90
433202	GOS PRINTING CORP	08/22/2016	5,937.20
433203	GREAT FLOORS	08/22/2016	11,933.38
433204	GREINER, JEFFREY S	08/22/2016	10.00
433205	GUARDIAN SECURITY SYSTEMS INC	08/22/2016	1,464.00
433206	HATCH	08/22/2016	190.00
433207	HD FOWLER COMPANY INC	08/22/2016	695.00
433208	HEALTH VENTURE	08/22/2016	1,968.75
433209	HERMANSON COMPANY LLP	08/22/2016	13,253.74
433210	HOUGHTON MIFFLIN HARCOURT	08/22/2016	832.38
433211	JOSTENS INC	08/22/2016	47.65
433212	KING COUNTY DIRECTORS ASSN	08/22/2016	9,194.72
433213	LAW OFFICES OF RICK KAISER PLL	08/22/2016	600.00

Check Nbr	Vendor Name	Check Date	Check Amount
433214	LONG BUILDING TECHNOLOGIES	08/22/2016	1,890.52
433215	LRP PUBLICATIONS	08/22/2016	474.50
433216	MAXIM STAFFING SOLUTIONS	08/22/2016	1,106.50
433217	MICRO COMPUTER SYSTEMS INC	08/22/2016	289.62
433218	MILES ABA SERVICES	08/22/2016	2,137.50
433219	MILL SUPPLY INC	08/22/2016	210.70
433220	MINUTEMAN PRESS OF AUBURN	08/22/2016	4,699.62
433221	MITZELFELT, CONNIE	08/22/2016	77.33
433222	MSC INDUSTRIAL SUPPLY CO	08/22/2016	519.62
433223	MURPHY, MICHELLE	08/22/2016	16.50
433224	NOW ENVIRONMENTAL SERVICES INC	08/22/2016	1,969.50
433225	NW BASEBALL UMPIRE ASSN	08/22/2016	3,680.50
433226	NW CASCADE INC	08/22/2016	245.00
433227	NW HANDLING SYSTEMS INC	08/22/2016	2,406.39
433228	NW TEXTBOOK DEPOSITORY	08/22/2016	10,292.75
433229	ORCA PACIFIC INC	08/22/2016	2,596.57
433230	OXFORD UNIVERSITY PRESS CORP	08/22/2016	744.63
433231	PAIK, BRUCE	08/22/2016	16.50
433232	PIERCE COUNTY BUDGET & FINANCE	08/22/2016	6,742.03
433233	PITNEY BOWES POSTAGE BY PHONE	08/22/2016	14,000.00
433234	PLUMMASTER INC	08/22/2016	123.52
433235	PRAXAIR DISTRIBUTION INC	08/22/2016	439.83
433236	PUGET SOUND ENERGY ELECTRIC	08/22/2016	102,715.24
433237	Vendor Continued Check	08/22/2016	0.00
433238	PUGET SOUND ENERGY NAT GAS	08/22/2016	5,408.11

Check Nbr	Vendor Name	Check Date	Check Amount
433239	PUGET SOUND ESD	08/22/2016	925.00
433240	PUGET SOUND EDUCATIONAL SERVIC	08/22/2016	20,400.00
433241	PUGET SOUND INSTRUMENTS	08/22/2016	1,053.94
433242	QUALITY FENCE BUILDERS INC	08/22/2016	842.38
433243	QUALITY FENCE BUILDERS INC	08/22/2016	1,215.45
433244	R & T HOOD AND DUCT SERVICES I	08/22/2016	1,225.25
433245	R & T HOOD AND DUCT SERVICES I	08/22/2016	624.76
433246	RENTON SCHOOL DISTRICT #403	08/22/2016	5,235.50
433247	RETHINK AUSTISM INC	08/22/2016	13,800.00
433248	RODDA PAINT CO	08/22/2016	3,854.76
433249	SCHETKY NW SALES INC	08/22/2016	42.11
433250	SCHOOL DATEBOOKS	08/22/2016	2,979.26
433251	SHAR PRODUCTS COMPANY	08/22/2016	357.00
433252	SHRED IT USA LLC	08/22/2016	67.17
433253	SMARSH INC	08/22/2016	100.00
433254	SMITH & GREENE COMPANY	08/22/2016	58,986.70
433255	SNAP ON INDUSTRIAL	08/22/2016	1,367.34
433256	SOOS CREEK WATER & SEWER DISTR	08/22/2016	2,322.30
433257	SOUND PUBLISHING INC	08/22/2016	165.76
433258	SPRAGUE ISRAEL GILES INC	08/22/2016	4,189.50
433259	STANLEY CONVERGENT SECURITY SO	08/22/2016	895.95
433260	STANSELL GLASS INC	08/22/2016	143.29
433261	SUNBELT RENTALS INC	08/22/2016	298.74
433262	TACOMA SCREW PRODUCTS INC	08/22/2016	10.25
433263	TESLA ELECTRIC LLC	08/22/2016	1,441.02

Check Nbr	Vendor Name	Check Date	Check Amount
433264	TESLA ELECTRIC LLC	08/22/2016	556.26
433265	TMA SYSTEMS LLC	08/22/2016	5,979.00
433266	TURK, MELODIE	08/22/2016	7.50
433267	ULINE	08/22/2016	797.16
433268	UNIFIRST CORPORATION	08/22/2016	520.34
433269	US TRANSMISSIONS INC	08/22/2016	173.25
433270	USA MOBILITY WIRELESS INC	08/22/2016	348.54
433271	VERIZON WIRELESS	08/22/2016	0.94
433272	WASH SCHOOL PERSONNEL ASSN	08/22/2016	1,100.00
433273	WASH TRACTOR INC	08/22/2016	397.37
433274	WATER DISTRICT #111	08/22/2016	11,478.62
433275	WAYNES ROOFING INC	08/22/2016	6,425.18
433276	WEST INERACTIVE SERVICES CORP	08/22/2016	30,058.30
433277	WEST MUSIC	08/22/2016	12.00
433278	WOLFE, UNA PILIALOHA	08/22/2016	15,400.00
433279	WSIPC NW ESD FISCAL AGENT	08/22/2016	28,177.04
433280	ASPECT CONSULTING LLC	08/22/2016	4,800.00
433281	COMMERCIAL FENCE CORP	08/22/2016	219.95
433282	DUTTON ELECTRIC COMPANY INC	08/22/2016	70,625.51
433283	EMERSON, LEO S	08/22/2016	4,320.00
433284	GREENE GASAWAY ARCHITECTS PLLC	08/22/2016	8,170.63
433285	INSLEE BEST DOEZIE & RYDER PS	08/22/2016	411.50
433286	MICRO COMPUTER SYSTEMS INC	08/22/2016	592,938.37
433287	PACIFICA LAW GROUP LLP	08/22/2016	1,012.50
433288	PUGET SOUND ENERGY ELECTRIC	08/22/2016	268.00

Check Nbr	Vendor Name	Check Date	Check Amount
433289	WELSH COMMISSIONING GROUPS INC	08/22/2016	1,046.50
433290	Vendor Continued Check	08/22/2016	0.00
433291	AUBURN SCHOOL DIST 408 **	08/22/2016	1,448.00
433292	BEAR METAL BOOSTER CLUB	08/22/2016	1,957.62
433293	BELIEVE KIDS/BELEIVE PRODUCTIO	08/22/2016	4,083.60
433294	EVANS, JEFFREY B DBA SIMPLY MA	08/22/2016	425.00
433295	GREEN RIVER MUSIC EDUCATORS AS	08/22/2016	245.00
433296	PACIFIC NW BASKETBALL OFFICIAL	08/22/2016	3,841.00
433297	SANDLAND PROMOTIONS	08/22/2016	262.80
433298	SKILLSUSA OF WASHINGTON	08/22/2016	2,100.00
433299	SPORTS CONNECTION LLC	08/22/2016	121.86
433300	STAPLES BUSINESS ADVANTAGE	08/22/2016	251.29
433301	TEAM 1ST CUSTOM SOCKS	08/22/2016	196.01
433302	VARSITY SPIRIT	08/22/2016	10,604.36
433303	WILLIAMS, SARA L	08/22/2016	30.00
433304	YANKEE CANDLE COMPANY INC	08/22/2016	579.60
133	Computer	Check(s) For a Total of	1,236,669.43

0	Manual	Checks For a Total of	0.00
0	Wire Transfer	Checks For a Total of	0.00
0	ACH	Checks For a Total of	0.00
133	Computer	Checks For a Total of	1,236,669.43
Total For 133 Manual, Wire Tran, ACH & Computer Checks			1,236,669.43
Less	0	Voided	Checks For a Total of 0.00
Net Amount			1,236,669.43

F U N D S U M M A R Y

Fund	Description	Balance Sheet	Revenue	Expense	Total
10	General Fund	1,410.52	69.75	525,230.06	526,710.33
20	Capital Projects	0.00	0.00	683,812.96	683,812.96
40	ASB Fund	0.00	30.00	26,116.14	26,146.14

The following vouchers, as audited and certified by the Auditing Officer as required by RCW 42.24.080, and those expense reimbursement claims certified as required by RCW 42.24.090, are approved for payment. Those payments have been recorded on this listing which has been made available to the board.

As of August 22, 2016, the board, by a _____ vote, approves payments, totaling \$93,484.49. The payments are further identified in this document.

Total by Payment Type for Cash Account, US Bank Wire Transfers:
Wire Transfer Payments 201500627 through 201500639, totaling \$93,484.49

Secretary _____	Board Member _____
Board Member _____	Board Member _____
Board Member _____	Board Member _____

Check Nbr	Vendor Name	Check Date	Check Amount
201500627	DISHNETWORK	08/22/2016	53.21
201500628	LES SCHWAB TIRE CENTER	08/22/2016	42.15
201500629	GOSNEY MOTOR PARTS INC	08/22/2016	308.51
201500630	STAPLES BUSINESS ADVANTAGE	08/22/2016	11,739.31
201500631	METRO PARKS OF TACOMA	08/22/2016	1,400.00
201500632	AT & T	08/22/2016	151.73
201500633	CEDAR GROVE ORGANICS RECYCLING	08/22/2016	1,760.70
201500634	CITY OF AUBURN UTILITIES	08/22/2016	34,784.16
201500635	REPUBLIC SERVICES #176	08/22/2016	3,054.10
201500636	VERIZON WIRELESS	08/22/2016	1,043.55
201500637	WASH ASSN OF SCHOOL ADMINISTRA	08/22/2016	35,484.87
201500638	UNITED PARCEL SERVICE	08/22/2016	79.87
201500639	KING COUNTY DIRECTORS ASSN	08/22/2016	3,582.33

13 Wire Transfer Check(s) For a Total of 93,484.49

0	Manual	Checks For a Total of	0.00
13	Wire Transfer	Checks For a Total of	93,484.49
0	ACH	Checks For a Total of	0.00
0	Computer	Checks For a Total of	0.00
Total For 13	Manual, Wire Tran, ACH & Computer	Checks	93,484.49
Less 0	Voided	Checks For a Total of	0.00
		Net Amount	93,484.49

F U N D S U M M A R Y

Fund	Description	Balance Sheet	Revenue	Expense	Total
10	General Fund	2,609.95	0.00	90,874.54	93,484.49

The following vouchers, as audited and certified by the Auditing Officer as required by RCW 42.24.080, and those expense reimbursement claims certified as required by RCW 42.24.090, are approved for payment. Those payments have been recorded on this listing which has been made available to the board.

As of August 22, 2016, the board, by a _____ vote, approves payments, totaling \$67,773.72. The payments are further identified in this document.

Total by Payment Type for Cash Account, AP Direct Dep Settlement Accou:
ACH Numbers 151602670 through 151602725, totaling \$67,773.72

Secretary _____	Board Member _____
Board Member _____	Board Member _____
Board Member _____	Board Member _____

Check Nbr	Vendor Name	Check Date	Check Amount
151602670	BARKER, CAROL JEAN	08/22/2016	576.03
151602671	BARLOW, COLLEEN MARIE	08/22/2016	1,130.00
151602672	BATTRAM, CINDI ANN	08/22/2016	352.45
151602673	BLAU, CYNTHIA JEANETTE	08/22/2016	317.47
151602674	BUCCI, TIFFANY JEAN	08/22/2016	279.78
151602675	BURKHAUSER, VALERIE KAYE	08/22/2016	594.75
151602676	CLOUSER, JENNIFER LYNN	08/22/2016	175.00
151602677	COLBURN, SALLY ANNE	08/22/2016	47.00
151602678	CONNORS, LISA	08/22/2016	30.38
151602679	CORPORAL, RONALD CORTEZ	08/22/2016	29.57
151602680	CUGHAN, JOSEPH DANIEL	08/22/2016	52.97
151602681	DAMMEL, TROY W	08/22/2016	298.64
151602682	DANIELS, TREENA JOY	08/22/2016	99.92
151602683	DEBOLT, JULIE LYNN	08/22/2016	79.31
151602684	DUDLEY, THOMAS WAYNE	08/22/2016	87.22
151602685	EDNETICS INC	08/22/2016	94.18
151602686	EDWARDS, KURT DALE	08/22/2016	482.56

Check Nbr	Vendor Name	Check Date	Check Amount
151602687	ELLIOTT, NAOMI E	08/22/2016	250.00
151602688	FAWVER, RICHARD ALLEN	08/22/2016	38.12
151602689	Vendor Continued Check	08/22/2016	0.00
151602690	Vendor Continued Check	08/22/2016	0.00
151602691	Vendor Continued Check	08/22/2016	0.00
151602692	FOOD SERVICES OF AMERICA *	08/22/2016	4,550.94
151602693	HAUPTMANN, REGINA SILKE	08/22/2016	79.04
151602694	JENSEN, KELLY ANN	08/22/2016	387.60
151602695	JENSEN, STEPHANIE ELIZABETH	08/22/2016	209.62
151602696	JONES, KYLE BRANDON	08/22/2016	495.00
151602697	KEELEY, DEBRA D	08/22/2016	610.00
151602698	KEITH, ALAURA SHELEE	08/22/2016	1,736.45
151602699	LACY, CHRISTINA L	08/22/2016	50.00
151602700	LAKE, CHARLES WILLIAM	08/22/2016	9.75
151602701	LAM, TAN VAN	08/22/2016	9.72
151602702	LARSON, KATE MALLORY	08/22/2016	495.00
151602703	MONSEN, ANDREW DAVID	08/22/2016	334.80
151602704	MUSIAL, DIANA ROSE	08/22/2016	450.75
151602705	NYBO, KELLEY ANDREA	08/22/2016	329.02
151602706	O'DONNELL, AMY COLLEEN	08/22/2016	29.91
151602707	OPINCARNE, AIMEE BETH	08/22/2016	500.00
151602708	PETRINA, TAMI	08/22/2016	247.98
151602709	POTTS, CHAD A	08/22/2016	129.60
151602710	RAMIREZ JR, FRANK J	08/22/2016	133.40
151602711	RUDOLPH, JEANNE MARIA	08/22/2016	134.19

Check Nbr	Vendor Name	Check Date	Check Amount
151602712	SAXON, JAN K	08/22/2016	37.58
151602713	SELLERS, KAITLYN ANNE	08/22/2016	500.00
151602714	SULLIVAN, MARCUS ANTHONY	08/22/2016	50.75
151602715	Vendor Continued Check	08/22/2016	0.00
151602716	US BANK CORP PROCUREMENT CARD	08/22/2016	38,511.45
151602717	US BANK CORP TRAVEL PAYMENT	08/22/2016	8,682.16
151602718	US BANK CTE P CARDS	08/22/2016	355.04
151602719	VANDERSCHULDEN, SASHA ADRIENNA	08/22/2016	500.00
151602720	WARRING, PETER DALE	08/22/2016	500.00
151602721	WILSON, NOLA RAE	08/22/2016	81.89
151602722	US BANK CORP PROCUREMENT CARD	08/22/2016	996.08
151602723	JENSEN, KELLY ANN	08/22/2016	45.96
151602724	US BANK CORP PROCUREMENT CARD	08/22/2016	1,525.24
151602725	US BANK CORP TRAVEL PAYMENT	08/22/2016	49.45
56	ACH	Check(s) For a Total of	67,773.72

0	Manual	Checks For a Total of	0.00
0	Wire Transfer	Checks For a Total of	0.00
56	ACH	Checks For a Total of	67,773.72
0	Computer	Checks For a Total of	0.00
Total For 56	Manual, Wire Tran, ACH & Computer Checks		67,773.72
Less 0	Voided	Checks For a Total of	0.00
	Net Amount		67,773.72

F U N D S U M M A R Y

Fund	Description	Balance Sheet	Revenue	Expense	Total
10	General Fund	-929.88	0.00	66,086.87	65,156.99
20	Capital Projects	0.00	0.00	996.08	996.08
40	ASB Fund	-83.49	0.00	1,704.14	1,620.65

AUBURN SCHOOL DISTRICT NO. 408

FINANCIAL STATEMENTS
FOR
JULY 2016

AUBURN SCHOOL DISTRICT NO. 408
MONTHLY FINANCIAL REPORTS
TABLE OF CONTENTS

- I. Combined Balance Sheet
 - A. Governmental Funds
 - B. Trust Funds and Account Groups
- II. Budget Status Reports
 - A. General Fund
 - B. Transportation Vehicle Fund
 - C. Capital Projects Fund
 - D. Debt Service Fund
 - E. ASB Fund
 - 1. High Schools
 - 2. Middle Schools
- III. Private Purpose Trust Fund Statement
- IV. NBN Employee Benefits Trust Fund Statement
- V. Local Grants

AUBURN SCHOOL DISTRICT NO. 408
BALANCE SHEETS - GOVERNMENTAL FUNDS
July 31, 2016

	GENERAL	TRANSPORT VEHICLE	CAPITAL PROJECTS	DEBT SERVICE	ASB
ASSETS					
Cash and cash equivalents	14,229,026	2,206,119	43,398,248	7,751,641	1,519,299
Restricted Cash	18,561	2,218	75,970	24,130	3,517
Property taxes receivable	19,198,659	-48	1,860,127	7,904,976	
Accounts receivable	536,811				0
Interest receivable	0	0	0	0	0
Due from other funds	0	0	0	0	0
Due from other governments	0		116,493		
Inventory of supplies	368,239				
Prepays	0				0
Total Assets	34,351,296	2,208,288	45,450,839	15,680,747	1,522,817
LIABILITIES and EQUITY					
Liabilities:					
Accounts payable	174,727		0		1,455
Estimated Unemployment Payable	23,150				
Due to other governments	10,225	1,265	-200	13,710	2,001
Due to other funds	0		44,376		0
Deferred revenue	19,556,810	-48	1,865,175	7,904,976	0
Total Liabilities	19,764,912	1,217	1,909,351	7,918,686	3,455
Equity:					
Non Spendable Fund Bal--Inven	549,946				
Restricted for Food Services	2,115,257				
Restricted from Bond Proceeds			9,268,231		
Restricted from Levy Proceeds			8,653,561		
Restricted from State Proceeds			21,206,966		
Restricted from Impact Fees			-913,580		
Restricted for Fund Purpose		2,070,231			1,519,361
Restricted to Debt Service				1,655,164	
Assigned to Contingencies	300,000				
Assigned to Other Purposes	1,800,000				
Assigned To Fund Purposes		136,840	5,326,309	6,106,897	
Unassigned Fund Balance	9,821,181				
Total Equity	14,586,384	2,207,071	43,541,488	7,762,061	1,519,361
Total Liabilities and Equity	34,351,296	2,208,288	45,450,839	15,680,747	1,522,817

AUBURN SCHOOL DISTRICT NO. 408
BALANCE SHEETS - TRUST FUNDS AND ACCOUNT GROUPS
July 31, 2016

	TRUST FUNDS		ACCOUNT GROUPS	
	PRIV PURP TRUST	NBN EMPLOY BENEFITS	GENERAL FIXED ASSETS	GENERAL LONG-TERM DEBT
ASSETS				
Cash and cash equivalents	537,933	174,835		
Restricted Cash	1,654	483		
Due From Other Funds	0	0		
Accounts receivable				
Interest receivable	0	0		
Fixed assets			273,385,864	
Other debits:				
Amount available in Debt Service Fund				7,762,061
Amount to be provided for retirement of general long-term obligations				110,761,977
Total Assets	539,587	175,318	273,385,864	118,524,038
LIABILITIES and EQUITY				
Liabilities:				
Accounts Payable	0	0		
Compensated absences payable				2,939,038
Due to other governments	965	283		
Due To Other Funds		0		
General obligation bonds payable				115,585,000
Total Liabilities	965	283	0	118,524,038
Equity:				
Investment in general fixed assets			273,385,864	
Fund balances:				
Assigned To Fund Purposes	538,622	175,036		
Total Equity	538,622	175,036	273,385,864	0
Total Liabilities and Equity	539,587	175,318	273,385,864	118,524,038

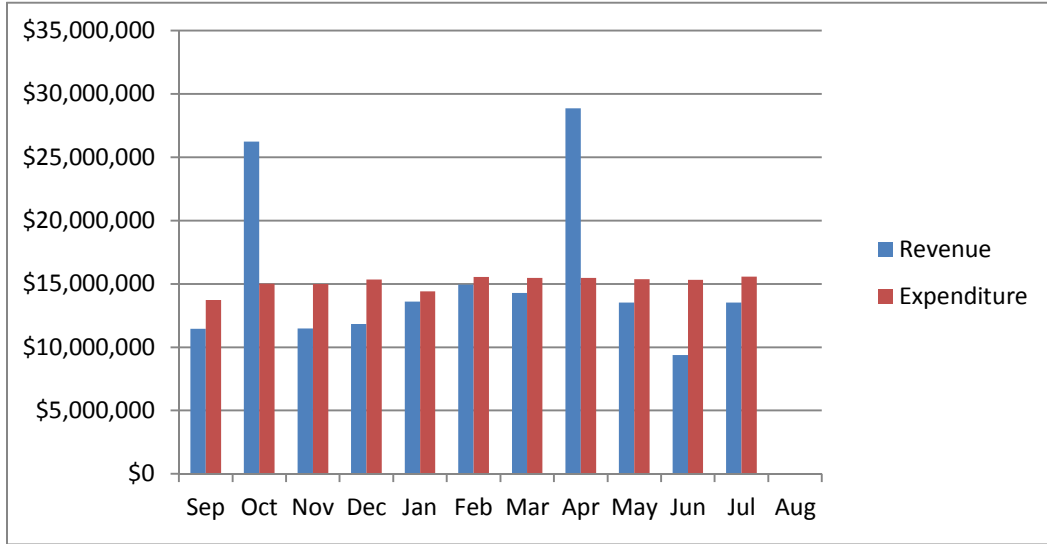
<p align="center">Auburn School District No. 408 General Fund Budget Status Summary</p>	
---	--

	REVENUE			EXPENDITURES			FUND BALANCE
Fiscal Year	Average	Actual	Actual	Average	Actual	Monthly	Beginning
2014 - 15	Cum %	Cum %	Monthly	Cum %	Cum %**	Amount	9,416,432
September	5.64%	5.63%	9,600,271	6.59%	11.23%	11,493,198	7,523,505
October	19.96%	19.93%	24,381,007	14.62%	18.99%	13,998,540	17,905,973
November	27.27%	26.57%	12,457,337	22.71%	26.78%	14,097,667	15,140,231
December	33.90%	33.18%	11,280,745	30.57%	34.44%	13,715,438	12,705,623
January	40.39%	39.91%	11,049,790	38.24%	42.20%	13,366,760	10,814,353
February	46.91%	46.82%	11,114,885	46.01%	49.17%	13,541,044	8,936,027
March	54.03%	54.20%	12,123,196	54.11%	54.11%	14,124,959	7,367,771
April	68.71%	69.23%	24,991,693	62.38%	64.91%	14,418,327	18,551,214
May	76.52%	77.04%	13,295,630	70.27%	72.61%	13,753,159	18,093,684
June	81.15%	81.97%	7,883,016	78.32%	80.67%	14,037,824	12,442,773
July	88.71%	89.74%	12,879,517	86.60%	88.58%	14,437,607	11,242,453
August	98.02%	99.05%	15,843,044	96.23%	96.22%	16,779,340	10,306,157
			Revenue			Expenditure	Fund Balance
Anticipated - First Budget			170,274,046			174,344,494	5,962,883
Actual - At Fiscal Year End			168,650,646			167,760,921	10,306,157
** Includes encumbrances.							

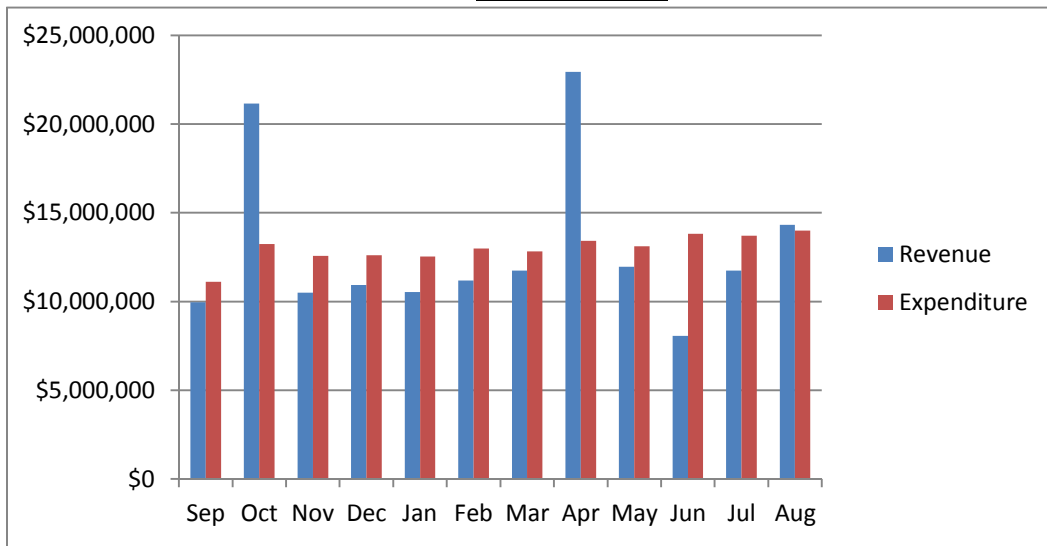
	REVENUE			EXPENDITURES			FUND BALANCE	
Fiscal Year 2013-14	Average Cum %	Actual Cum %	Actual Monthly	Average Cum %	Actual Cum %**	Monthly Amount	Beginning 10,133,329	
September	6.76%	6.51%	9,950,137	11.19%	11.15%	11,113,769	8,969,697	
October	19.63%	20.36%	21,159,285	19.66%	19.15%	13,247,446	16,881,536	
November	26.73%	27.23%	10,494,071	27.00%	26.90%	12,563,614	14,811,993	
December	34.26%	34.39%	10,933,571	34.53%	34.40%	12,617,333	13,128,231	
January	41.53%	41.28%	10,526,689	42.31%	41.97%	12,539,519	11,115,401	
February	48.89%	48.60%	11,182,251	50.04%	49.91%	12,981,238	9,316,414	
March	56.54%	56.29%	11,749,451	57.80%	57.60%	12,820,932	8,244,933	
April	70.37%	71.31%	22,945,138	66.38%	65.65%	13,411,868	17,778,203	
May	78.49%	79.14%	11,965,259	74.16%	73.50%	13,119,004	16,624,458	
June	83.94%	84.41%	8,057,108	81.77%	82.10%	13,808,972	10,872,594	
July	91.49%	92.10%	11,749,445	89.63%	90.25%	13,713,359	8,908,680	
August	100.07%	101.48%	14,319,827	97.25%	98.14%	14,002,912	9,225,640	
			Revenue				Expenditure	Fund Balance
Anticipated - First Budget			152,776,040				158,891,993	4,808,633
Actual - At Fiscal Year End			155,029,778				155,939,966	9,416,432
** Includes encumbrances.								

AUBURN SCHOOL DISTRICT No. 408 GENERAL FUND

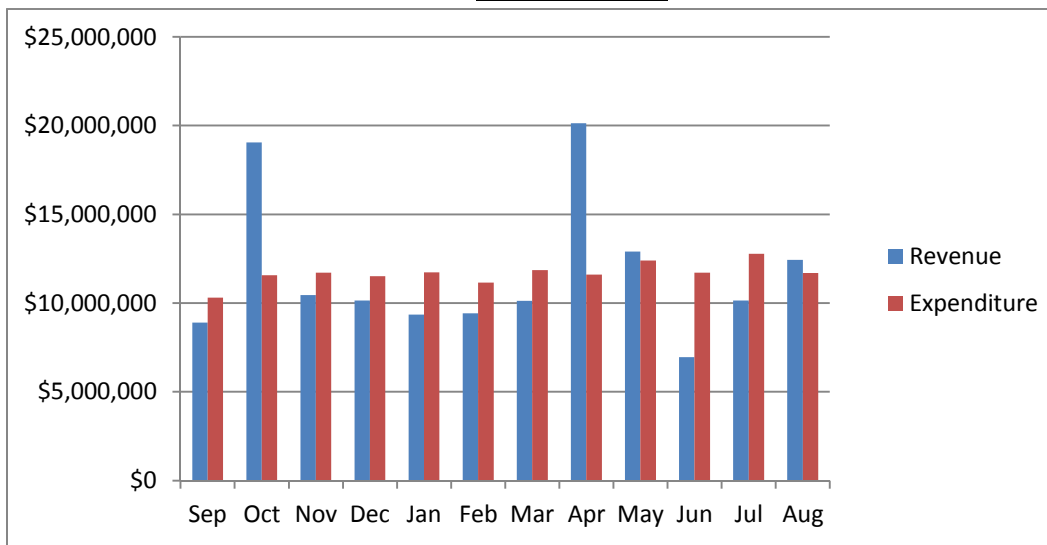
2015 - 16



2014 - 15



2013 - 14



Auburn School District No. 408
General Fund Budget Status
For the Month of July, 2016

	Annual Budget	Actual For Month	Total For Year	Encumbrance	Balance	Percent
TOTAL BEGINNING FUND BALANCE	\$ 10,000,000		10,310,508			
REVENUES AND OTHER FINANCING SOURCES						
1000 Local Taxes	38,375,108	108,257	37,359,566		1,015,542	97.35%
2000 Local Non-Tax	9,044,074	(209,848)	3,722,898		5,321,176	41.16%
3000 State, General Purpose	102,804,458	9,892,863	93,006,933		9,797,525	90.47%
4000 State, Special Purpose	24,208,994	3,294,714	23,528,047		680,947	97.19%
5000 Federal, General Purpose	8,383	-	6,537		1,846	77.98%
6000 Federal, Special Purpose	16,671,208	449,389	12,179,045		4,492,163	73.05%
7000 Revenues from Other District	500,000	(20,110)	574,830		(74,830)	114.97%
8000 Revenues from Other Agencies	102,700	-	106,018		(3,318)	103.23%
9000 Other Financing Sources	-	2,411	8,250		(8,250)	0.00%
Total Revenues & Other Finance Sources	191,714,925	13,517,675	170,492,123	-	21,222,802	88.93%
EXPENDITURES						
00 Regular Instruction	110,981,806	8,680,828	96,131,838	8,749,640	6,100,328	94.50%
10 Federal Stimulus	1,078,839	97,776	651,672	80,410	346,757	67.86%
20 Special Ed Instruction	23,008,590	2,039,316	21,439,614	1,798,172	(229,196)	101.00%
30 Vocational Instruction	7,088,356	568,828	5,973,793	594,305	520,259	92.66%
50&60 Compensatory Education	13,735,131	1,221,794	10,987,629	982,810	1,764,692	87.15%
70 Other Instructional Pgms	2,788,534	168,022	1,056,636	47,190	1,684,708	39.58%
80 Community Services	1,392,807	96,218	818,170	53,906	520,731	62.61%
90 Support Services	35,113,084	2,684,230	29,156,895	5,089,519	866,670	97.53%
Total Expenditures	195,187,147	15,557,013	166,216,247	17,395,952	11,574,948	94.07%
Excess Revenues/Other Financing Sources						
Over (under) Expend & Oth Financing Uses	(3,472,222)	(2,039,338)	4,275,876			
Total Ending Fund Balance	\$ 6,527,778		14,586,384			
Ending Fund Balance Accounts						
GL 821 Restricted for Carryovers						
GL 828 Restricted for Food Services	-		2,115,257			
GL 840 Nonspendable Fund Bal - Inv	-		549,946			
GL 875 Unrsrvd Dsgntd-Conting	-		300,000			
GL 888 Assigned to Other Purposes	-		1,800,000			
GL 890 UnRsrvd Undsgntd Fnd Bal	6,527,777		9,821,181			
Total Ending Fund Balance	\$ 6,527,777		\$ 14,586,384			
Fund Balance % of Expenditures	3%		9%			

Auburn School District No. 408
Capital Projects Fund Budget Status
For the Month of July, 2016

	Annual Budget	Actual For Month	Total For Year	Encumbrance	Balance	Percent
TOTAL BEGINNING FUND BALANCE	\$ 40,522,320		\$ 43,284,549			
REVENUES AND OTHER FINANCING SOURCES						
1000 Local Taxes	6,111,538	11,756	5,729,576		381,962	93.75%
2000 Local Non-Tax	2,034,253	174,937	1,083,962		950,291	53.29%
3000 State, General Purpose	-	-	-		-	0.00%
4000 State, Special Purpose	12,000,000	-	8,935,787		3,064,213	74.46%
5000 Federal, General Purpose	-	-	-		-	0.00%
6000 Federal, Special Purpose	-	-	-		-	0.00%
7000 Revenues from Other District	-	-	-		-	0.00%
8000 Revenues from Other Agencies	-	-	-		-	0.00%
9000 Other Financing Sources	-	-	-		-	0.00%
Total Revenues & Other Financing Sources	20,145,791	186,693	15,749,324	-	4,396,467	78.18%
EXPENDITURES						
10 Sites	-	60	9,203	-	(9,203)	0.00%
20 Buildings	55,239,500	203,054	12,568,967	1,074,084	41,596,449	24.70%
30 Equipment	3,600,000	462,653	2,666,627	601,504	331,869	90.78%
40 Energy	60,000	8,564	247,589	17,651	(205,241)	442.07%
50 Sales & Lease Expenditures		-	-	-	-	0.00%
60 Bond Issuance Expenditures		-	-	-	-	0.00%
90 Debt		-	-	-	-	0.00%
Total Expenditures	58,899,500	674,331	15,492,385	1,693,239	41,713,875	29.18%
Excess Revenues/Other Financing Sources Over (under) Expend. & Oth Financing Uses	(38,753,709)	(487,638)	256,939			
Total Ending Fund Balance	\$ 1,768,611		\$ 43,541,488			
Ending Fund Balance Accounts						
GL 861 Restricted from Bond Proceeds	(19,703,155)		9,268,231			
GL 862 Restricted from Levy Proceeds	10,056,906		8,653,561			
GL 863 Restricted from State Proceeds	400,832		21,206,966			
GL 865 Restricted from Other Proceeds	(213,566)		-			
GL 866 Restricted from Impact Fees	(1,206,659)		(913,580)			
GL 889 Assigned to Fund Purpose	12,434,253		5,326,309			
GL 890 UnRsrvd Undsgntd Fnd Bal						
Total Ending Fund Balance	\$ 1,768,611		\$ 43,541,488			

Auburn School District No. 408
ASB Fund Budget Status
For the Month of July, 2016

	Annual Budget	Actual For Month	Total for Year	Encumb	Balance	Percent
TOTAL BEGINNING FUND BALANCE	\$ 1,209,158		\$ 1,455,536			
REVENUES AND OTHER FINANCING SOURCES						
1000 General Student Body	1,757,962	909	645,502		1,112,460	36.72%
2000 Athletics	274,070	3,433	193,567		80,503	70.63%
3000 Classes	266,435	163	115,929		150,506	43.51%
4000 Clubs	1,827,047	28,431	1,262,903		564,144	69.12%
6000 Private Moneys	116,070	30	50,611		65,459	43.60%
Total Revenues & Other Financing Sources	4,241,584	32,966	2,268,512	-	1,973,072	53.48%
EXPENDITURES						
1000 General Student Body	1,324,529	16,748	492,946	17,649	813,934	38.55%
2000 Athletics	418,123	7,221	256,605	8,655	152,862	63.44%
3000 Classes	276,324	9,726	110,448	692	165,184	40.22%
4000 Clubs	2,120,020	65,559	1,272,131	54,904	792,985	62.60%
6000 Private Moneys	117,120	1,008	72,557	-	44,563	61.95%
Total Expenditures	4,256,116	100,262	2,204,687	81,901	1,969,528	53.72%
Excess Revenues/Other Financing Sources Over (under) Expend. & Oth Financing Uses	(14,532)	(67,296)	63,825			
Total Ending Fund Balance	\$ 1,194,626		\$ 1,519,361			
Ending Fund Balance Accounts						
GL 819 Restricted for Fund Purpose	1,194,626		1,519,361			
GL840 Nonspendable-Inven/Prepaid			-			
GL 889 Assigned to Fund Purposes						
Total Ending Fund Balance	\$ 1,194,626		\$ 1,519,361			

Auburn School District No. 408
Debt Service Fund Budget Status
For the Month of July, 2016

	Annual Budget	Actual For Month	Total Year	Encumbrance	Balance	Percent
TOTAL BEGINNING FUND BALANCE	\$ 5,992,670		\$ 6,189,257			
REVENUES AND OTHER FINANCING SOURCES						
1000 Local Taxes	14,798,633	44,433	14,647,829		150,804	98.98%
2000 Local Non-Tax	60,910	4,900	32,187		28,723	52.84%
3000 State, General Purpose		-	-		-	0.00%
5000 Federal, General Purpose		-	-		-	0.00%
6000 Federal, Special Purpose		-	-		-	0.00%
9000 Other Financing Sources		-	-		-	0.00%
Total Revenues & Other Financing Sources	14,859,543	49,333	14,680,017		179,526	98.79%
EXPENDITURES						
Matured Bond Expenditures	6,535,000	-	6,535,000	-	-	100.00%
Interest on Bonds	6,572,213	-	6,572,213	-	1	100.00%
Interfund Loan Interest	-	-	-	-	-	0.00%
Bond Transfer Fees	-	(2,125)	-	-	-	0.00%
Arbitrage Rebate		-	-	-	-	0.00%
Underwriter's fees		-	-	-	-	0.00%
Total Expenditures	13,107,213	(2,125)	13,107,213	-	1	100.00%
Other Financing Uses		-	-			
Excess Revenues/Other Financing Sources Over (under) Expend. & Oth Financing Uses	1,752,330	51,458	1,572,804			
Total Ending Fund Balance	\$ 7,745,000		\$ 7,762,061			
Ending Fund Balance Accounts						
GL 810 Reserved For Other Items			-			
GL 830 Reserved For Debt Service	5,992,670		1,655,164			
GL 889 Assigned to Fund Purposes	1,752,330		6,106,897			
GL 890 UnRsrvd Undsgntd Fnd Bal			-			
Total Ending Fund Balance	\$ 7,745,000		\$ 7,762,061			

Auburn School District No. 408
Transportation Vehicle Fund Budget Status
For the Month of July, 2016

	Annual Budget	Actual For Month	Total For Year	Encumb	Balance	Percent
TOTAL BEGINNING FUND BALANCE	\$ 1,398,615		\$ 2,070,231			
REVENUES AND OTHER FINANCING SOURCES						
1000 Local Taxes	-	-	8		(8)	0.00%
2000 Local Non-Tax	10,768	1,330	11,549		(781)	107.25%
3000 State, General Purpose		-	-		-	0.00%
4000 State, Special Purpose	740,000	-	-		740,000	0.00%
5000 Federal, General Purpose		-	-		-	0.00%
8000 Revenues from Other Agencies		-	-		-	0.00%
9000 Others Financing Sources		120,569	125,283		(125,283)	0.00%
Total Revenues & Other Financing Sources	750,768	121,899	136,840	-	613,928	18.23%
EXPENDITURES						
Type 30 Equipment	1,660,000	-	-	1,329,124	330,876	80.07%
Total Expenditures	1,660,000	-	-	1,329,124	330,876	80.07%
Excess Revenues/Other Financing Sources Over (under) Expend & Oth Financing Uses	(909,232)	121,899	136,840			
Total Ending Fund Balance	\$ 489,383		\$ 2,207,071			
Ending Fund Balance Accounts						
GL 819 Restricted for Fund Purposes	1,398,615		2,070,231			
GL 889 Assigned to Special Fund Purposes	(909,232)		136,840			
GL 890 UnRsrvd Undsgntd Fnd Bal			-			
Total Ending Fund Balance	\$ 489,383		\$ 2,207,071			

AUBURN SCHOOL DISTRICT No. 408

ASB FUND

JULY, 2016

HIGH SCHOOLS

	Auburn High	Auburn Mountainview	Auburn Riverside	West Auburn	TOTAL
	401	405	408	504	
BEGINNING BALANCE	\$ 192,557.22	\$ 293,008.85	\$ 378,119.49	\$ 8,083.13	\$ 871,768.69
REVENUES	\$ 525,085.47	\$ 549,875.67	\$ 671,536.96	\$ 2,026.23	\$ 1,748,524.33
EXPENDITURES					
General	\$ 53,046.09	\$ 125,373.95	\$ 77,397.73	\$ 1,068.18	\$ 256,885.95
Athletics	103,855.55	46,205.60	83,850.22	-	233,911.37
Classes	13,248.27	36,425.47	22,991.94	-	72,665.68
Clubs	351,838.85	322,965.90	471,748.21	809.04	1,147,362.00
Private Monies	6,862.72	22,941.68	14,036.37	372.00	44,212.77
TOTAL EXPENDITURES	\$ 528,851.48	\$ 553,912.60	\$ 670,024.47	\$ 2,249.22	\$ 1,755,037.77
TRANSFERS					
General	\$ 42,731.00	\$ 26,934.99	\$ 40,688.40	\$ -	\$ 110,354.39
Athletics	(33,268.00)	(5,491.37)	(27,822.64)	-	(66,582.01)
Classes	(68.00)	(370.00)	(12,821.96)	-	(13,259.96)
Clubs	(9,395.00)	(19,515.85)	(43.80)	-	(28,954.65)
Private Monies	-	(1,557.77)	-	-	(1,557.77)
TOTAL TRANSFERS	\$ -	\$ -	\$ -	\$ -	\$ 0.00
OVER/ (UNDER)	\$ (3,766.01)	\$ (4,036.93)	\$ 1,512.49	\$ (222.99)	\$ (6,513.44)
ENDING BALANCE	\$ 188,791.21	\$ 288,971.92	\$ 379,631.98	\$ 7,860.14	\$ 865,255.25

AUBURN SCHOOL DISTRICT No. 408

ASB FUND

July, 2016

MIDDLE SCHOOLS

	Cascade	Mt. Baker	Rainier	Olympic	TOTAL
	202	207	206	203	
BEGINNING BALANCE	\$ 75,400.79	\$ 56,277.45	\$ 99,861.62	\$ 103,013.60	\$ 334,553.46
REVENUES	\$ 74,934.56	\$ 80,830.12	\$ 82,417.86	\$ 50,018.18	\$ 288,200.72
EXPENDITURES					
General	\$ 39,745.18	\$ 19,255.59	\$ 19,703.07	\$ 14,172.74	\$ 92,876.58
Athletics	1,608.10	5,319.89	6,995.11	8,770.82	22,693.92
Classes	-	1,611.59	-	630.78	2,242.37
Clubs	29,400.90	34,611.89	43,800.61	12,571.78	120,385.18
Private Monies	2,711.52	1,772.48	2,492.89	2,884.93	9,861.82
TOTAL EXPENDITURES	\$ 73,465.70	\$ 62,571.44	\$ 72,991.68	\$ 39,031.05	\$ 248,059.87
TRANSFERS					
General	\$ 10,350.00	\$ 15,701.17	\$ 5,564.14	\$ 1,830.00	\$ 33,445.31
Athletics	(6,000.00)	(7,650.00)	(5,839.59)	(630.00)	(20,119.59)
Classes	(4,350.00)	(1,729.60)	-	-	(6,079.60)
Clubs	-	(6,321.57)	404.19	(1,200.00)	(7,117.38)
Private Monies	-	-	(128.74)	-	(128.74)
TOTAL TRANSFERS	\$ -	\$ -	\$ -	\$ -	\$ (0.00)
OVER/ (UNDER)	\$ 1,468.86	\$ 18,258.68	\$ 9,426.18	\$ 10,987.13	\$ 40,140.85
ENDING BALANCE	\$ 76,869.65	\$ 74,536.13	\$ 109,287.80	\$ 114,000.73	\$ 374,694.31

AUBURN SCHOOL DISTRICT NO. 408
PRIVATE PURPOSE TRUST FUND STATEMENT
July 31, 2016

REVENUES:

InvestED	21,766
Scholarship Donations:	
6003 Daan Ansingh	1,000
6007 Pat Kuhlman	1,160
6012 Pof Tech/Classified	2,000
6016 Auburn Community	(43)
6018 AHS Jr Masonic	1,800
6019 AHS Tribute Sch	750
6023 Optimist Scholarship	2,000
6024 Rotary	14,710
6038 ARHS Masonic	1,800
6039 AMHS Masonic	1,800
6057 Rachel Gives	3,572
6060 ARHS Raven School	165
6061 ARHS Sports Med	50
6063 ARHS Viscom School	656
6064 ARHS Yearbook	1,944
6065 ARHS Counseling	1,747
6066 AMHS Counselora	79
6068 Burton/Moberg	500
6076 Hirose Memorial	300
6079 AHS Alumni	1,886
6082 Dave Goethals	500
6083 Juan Huseby	4,000
6085 Walker Mens	500
6088 Volney Wolters	1,500
6089 Watt Memorial	500
6099 AMHS Cheer	1,106
6100 AMHS Drama	2,347
6103 Linda Cowan	150
6105 Culinary Arts	7,565
6110 Marilyn Valent	1,000
6111 AHS K Strand	150
6112 AHS S Leonard	350
6117 ARHS Cheer Schl	3,077
6118 ARHS DECA	280
6119 AMHS Band	650
6121 Andrew Bonwell	500
6122 TEALS Scholars	1,000
6123 Shelton School	5,000
6124 Mac/Mead Wrest	6,500
6124 Cam Christian	5,000
6201 AMHS Booster	8,000
6204 Auburn Noon Lions	2,000
6300 ROF Scholarship	214
6401 AHS Kiwanis	1,001
6402 American Legion	400
6403 AMHS Kiwanis	2,000
6405 AAEOP	1,500
6406 AAWP	800
6407 AEA	3,001

6409 PEO Scholarship	1,000	
6410 PSEA	1,002	
6411 Surgical Association	1,500	
6412 Molen Ortho	1,500	
6414 WAHS Bus Barn	570	
6415 Bill Profit	2,329	
6416 Gillman Robinson	300	
6501 Invest Ed- AHS	6,350	
6502 Invest Ed - Casc	1,465	
6503 Invest Ed - Oly	1,370	
6505 Invest Ed - AMHS	6,475	
6520 Invest Ed - RAI	700	
6521 Invest Ed - WAHS	610	
6527 Invest Ed - MTB	800	
6528 Invest Ed - ARHS	3,996	
7003 Pioneer Shoe Fund	1,800	
7004 ARHS Win Wishes	4,552	
7005 AHS Booster Club	10,400	
7006 Native Am Students	15,000	
7010 Food Bank	816	
Total Scholarship Donations		161,002
Interest Allocation Adjustments		-3
Interest		3,282
Total Revenues		164,282

EXPENDITURES:

InvestED	23,384
6002 Mollie Todd Mem	750
6003 Daan Ansingh	1,100
6004 Ludviksen Memlu	250
6006 Dan Benedett	300
6007 Pat Kuhlman	300
6008 AHS Kovacevich	400
6009 Judy Johnson	1,000
6012 Pof Tech/Classified	1,500
6016 Auburn Community	1,500
6018 AHS Jr Masonic	1,600
6020 Auburn Womens Au	1,500
6023 Optimist Scholarship	2,000
6024 Rotary	20,500
6025 WAHS Wiley	-500
6026 Trapper	2,000
6027 ALTA Showmaker	1,800
6038 ARHS Masonic	1,700
6039 AMHS Masonic	1,900
6041 AHS Foreman	1,000
6065 ARHS Counseling	2,100
6068 Burton/Moberg	500
6076 Hirose Memorial	300
6079 AHS Alumni	1,500
6080 Jill Wilson	10,000
6082 Dave Goethals	500
6083 Juan Huseby	2,000
6084 Bonnie Olson	500

6085 Walker Mens	500
6087 Diamond In Thew	500
6088 Volney Wolters	600
6089 Watt Memorial	500
6099 AMHS Cheer	1,000
6100 AMHS Drama	510
6103 Linda Cowan	250
6105 Culinary Arts	7,410
6107 AHS Hanan	2,000
6110 Marilyn Valent	1,000
6111 AHS K Strand	150
6112 AHS S Leonard	350
6114 Molly Serna	1,000
6117 ARHS Cheer Schl	2,000
6119 AMHS Band	450
6121 Andrew Bonwell	500
6122 TEALS Scholars	1,500
6123 Shelton School	5,000
6124 Mac/Mead Wrest	5,500
6201 AMHS Booster	8,250
6202 ARHS Booster	2,000
6204 Auburn Noon Lions	1,500
6254 AHS Drama	300
6401 AHS Kiwanis	2,000
6402 American Legion	400
6403 AMHS Kiwanis	2,000
6405 AAEOP	1,300
6406 AAWP	1,000
6407 AEA	3,000
6409 PEO Scholarship	1,000
6410 PSEA	1,000
6411 Surgical Association	1,500
6412 Molen Ortho	1,000
6414 WAHS Bus Barn	500
6415 Bill Profit	500
6416 Gillman Robinson	50
6501 Invest Ed- AHS	6,340
6502 Invest Ed - Casc	1,666
6503 Invest Ed - Oly	998
6505 Invest Ed - AMHS	7,107
6520 Invest Ed - RAI	766
6521 Invest Ed - WAHS	598
6527 Invest Ed - MTB	1,529
6528 Invest Ed - ARHS	4,381
7003 Pioneer Shoe Fund	643
7004 ARHS Win Wishes	2,403
7005 AHS Booster Club	9,896
7006 Native Am Students	10,437
7009 Chinook Shoe Fund	253
7010 Food Bank	816
Total Expenditures	<u>163,851.83</u>
Excess of Revenue over (under) Expenditure	430
Fund Balance - Beginning of the Year	<u>538,192</u>
Fund Balance - Year to Date	<u>\$ 538,622</u>

AUBURN SCHOOL DISTRICT NO 408
NBN Employee Benefits Trust Fund Statement
July 31, 2016

ADDITIONS:

Contributions from Plan Members	\$ 252,481.00
Investment Earnings	<u>719.21</u>
Total Additions	<u>253,200.21</u>

DEDUCTIONS:

Benefits Claims	210,533.01
State Program Fees	<u>-</u>
Total Deductions	<u>210,533.01</u>

NET DEDUCTIONS	42,667.20
-----------------------	-----------

Net Assets at Beginning of Year	<u>132,368.51</u>
---------------------------------	-------------------

Net Assets Year To Date	<u><u>\$ 175,035.71</u></u>
-------------------------	-----------------------------

AUBURN SCHOOL DISTRICT NO. 408
Local Grants Received in July, 2016

Donor	Recipient	Amount
Bias Yaakov Fax Settlement	Chinook	\$56.30
Bias Yaakov Fax Settlement	Rainier	\$56.30
Ohio Prints	Riverside	\$203.05
Kula Foundation	Riverside	\$28.91
Benevity Causes	ASD	\$375.00
Summer Feeding Program	ASD	\$79.25
Total		<u><u>\$798.81</u></u>

AUBURN SCHOOL DISTRICT NO. 408
PURCHASING SERVICES

BID-650 MICROSOFT EES
2016-17 SCHOOL YEAR
TABULATION

BID OPENING: 2:00 PM JULY 27, 2016

Standard: MICROSOFT EES SUBSCRIPTION, NO SUBSTITUTIONS			Zones Inc		WSIPC		SHI INTERNATIONAL	
<u>QTY</u>	<u>SKU Number</u>	<u>Description</u>	<u>Annual Unit Cost per license</u>	<u>Total Annual Cost</u>	<u>Annual Unit Cost per license</u>	<u>Total Annual Cost</u>	<u>Annual Unit Cost per license</u>	<u>Total Annual Cost</u>
1445	2UJ-0003	MICROSOFT EES SUBSCRIPTION	\$56.44	\$81,555.80	\$52.39	\$75,703.55	\$56.46	\$81,584.70
			BID NON-RESPONSIVE. TERMS AND CONDITIONS ADDED		BID NON-RESPONSIVE. NOT A MICROSOFT AUTHORIZED EDUCATION RESELLER			
Total Bid			\$81,555.80		\$75,703.55		\$81,584.70	
WSST			\$7,747.80		\$7,191.84		\$7,750.55	
Grand Total:			\$89,303.60		\$82,895.39		\$89,335.25	

AWARD RECOMMENDATION:

That the contract for purchase of software licenses only for the Microsoft EES for the 2016-17 school year be awarded to low bidder, Software House International (SHI). for their bid of \$89,335.25

1. Approval of Minutes

Recommendation: That the minutes be approved.

Recommendation: That the board adopt the 2016-17 Stated District Goals.

4. Executive Session

An executive session will be held to discuss issues relating to RCW 42.30.110 (i), to discuss with legal counsel representing the agency matters relating to agency enforcement actions, or to discuss with legal counsel representing the agency litigation or potential litigation and RCW 42.30.110(b), to consider the selection of a site or the acquisition of real estate by lease or purchase.

STATED DISTRICT GOALS

2016-2017 School Year
Auburn School Board

Over the years, many effective practices promoted and supported by the Auburn School Board and have become part of the fabric of the district. In setting goals for the new school year, the Auburn School Board acknowledges continued support for these established practices and a desire to remain informed about their on-going successes and challenges through formal and informal reports to the board. Examples of these practices include Professional Learning Communities, the Auburn Teacher Leadership Academy, and implementation of current educational standards and evaluation systems. The goals listed below represent new and emerging work that is front and center for the upcoming school year.

Standard I

Provide responsible school board governance.

(District Strategic Plan Goal 3 – Policies and Resource Management)

Goals

1. Maintain sound budgetary practices in all district operations with a 3 to 6 percent ending fund balance.
2. Pass the capital bond for construction of two new elementary schools, five replacement elementary schools, and a replacement middle school.

Measurements

1. Utilize a fiscal data dashboard at least twice a year that ensures budget generation and alignment of resources to support student achievement, compares grant attainment to other like districts, and maintains ending fund balance in the stated range. (Goal 1).
 - Receive quarterly budget reports.
 - Review reconciled budget by end of December.
 - Discuss priorities at beginning of new budget cycle. (Feb/Mar)
 - Review budget status in spring in concert with budget adoption.
2. Passage of the capital bond. (Goal 2)

Standard II

Set and communicate high expectations for student learning with clear goals and plans for meeting these expectations and celebrate success.

(District Strategic Plan Goal 1 – Student Achievement)

Goals

1. Complete Auburn School District Strategic Improvement Plan II, communicate results, and celebrate successes. To be completed first half of the year.
2. Develop Auburn School District Strategic Improvement Plan III that focuses on all students achieving. To be worked on second half of the year.

Measurements

1. School board continues to utilize a matrix and achievement data dashboard to monitor and promote the completion of Auburn School District Strategic Plan II. School achievement success will be celebrated and shared with the community. (Goal 1)
2. Board supports the development and implementation of Strategic Plan III. (Goal 2)

Standard III

Create conditions district wide for student and staff success.

(District Strategic Plan Goal 1 – Student Achievement)

Goals

1. Implement racial equity policy to close achievement gaps.
2. Increase the use of instructional technology for student achievement.

Measurements

1. Monitor implementation and perceptual data to measure changes in district culture in support of racial equity. (Goal 1)
2. Regularly monitor dashboards and other data for progress increasing opportunities and reducing achievement gaps. (Goal 1)
3. Regularly monitor the district technology plan. Three updates are provided to the board. At least one student classroom technology presentation is given each quarter. (Goal 2)

Standard IV

Hold school district accountable for meeting student learning expectations.

(District Strategic Plan Goal 1 – Student Achievement)

Goals

1. Increase student achievement and post-secondary preparation for all students.

Measurements

1. Regularly monitor state and district assessment results student achievement, and graduation rates. (Goal 1)

Standard V

Engage the local community and represent the values and expectations they hold for their schools.

(District Strategic Plan Goal 2 – Community Engagement)

Goals

1. Engage the community around the need for a new and replacement school bond.
2. Ensure strategies are implemented to establish culturally responsive instructional practices and to engage families in the education of students.

Measurements

1. Review community presentations and engagement related to the bond. (Goal 1)
2. Regular school and district reports will be given to the board on the strategies to promote equity in achievement and meaningfully engage families in the academic achievement of students. (Goal 2)

Priorities for Goal Setting (not in priority order):

- Passage of the bond
- Successful completion of Strategic Plan II and launch of Strategic Plan III
- Racial Equity
- Student Achievement
- Technology