

AGENDA FOR BOARD OF DIRECTORS  
AUBURN SCHOOL DISTRICT NO. 408  
Monday, June 25, 2018

- I. TIME AND PLACE
  - 1. 7 p.m. at the James P. Fugate Administration Building
- II. ROLL CALL
  - 1. Roll call of board members
- III. PLEDGE OF ALLEGIANCE
- IV. AUDIENCE PARTICIPATION
  - 1. Written communications
  - 2. Scheduled communications
  - 3. Unscheduled communications
  - 4. Community groups and organizations
- V. LEGISLATIVE UPDATE
- VI. STUDENT AND STAFF RECOGNITION
  - 1. Honoring of retiree
- VII. CONSENT AGENDA
  - 1. Student request for travel
  - 2. Staff requests for travel
  - 3. Personnel report
  - 4. Out-of-endorsement assignments
  - 5. Vouchers
  - 6. Approval of minutes
- VIII. SCHOOL PROGRAMS AND STUDENT ACHIEVEMENT
  - 1. 2018-19 federal and state grant allocation
  - 2. West Auburn High School alternative learning experience programs
- IX. PERSONNEL
  - 1. Ratification of agreement
  - 2. Approval of salary schedules
- X. BUILDING PROGRAM
  - 1. Evergreen Heights Elementary School site improvements
  - 2. Transportation center improvements dispatch office

XI. FINANCE

1. Financial statements
2. 2018-19 budget hearing
3. Resolution No. 1260
4. Assigning general fund towards future expenditures

XII. DIRECTORS

1. First reading of revised policy
2. Special board meeting
3. Special board meeting
4. Open Government Training Act
5. Discussion

## LEGISLATIVE UPDATE

The board will discuss legislative items.

STUDENT AND STAFF RECOGNITION

1. Honoring of Retiree

This evening, the board will honor Jonna May.

## CONSENT AGENDA

1. Student Request for Travel

- a. Twelve Auburn Riverside High School students request permission to travel to Bellingham, Thursday to Saturday, July 5-7. The purpose of the trip is to attend the Varsity Team Camp. Lodging and meals will be at Western Washington University and travel will be provided by parents. All expenses will be paid by ASB funds. Chris Leverenz, Jason Boyd, Stazi Edmonds, and Mike Tienda, Auburn Riverside High School coaches, request permission to accompany the students. No substitutes will be needed.

2. Staff Requests for Travel

- a. Denise Daniels, assistant director of equity, outreach and engagement; Tami Petrina, executive director of student special services; Robin Pratt, coordinator of Native American education; and Nicole Budzynski, special education coordinator, request permission to travel to Cleveland, Ohio, Tuesday to Friday, July 10-13. The purpose of the trip is to attend the 2018 National FCE (Family and Community Engagement) Conference. Lodging will be at the Westin hotel, meals will be at local restaurants, and travel will be by airplane. All expenses will be paid by district funds. No substitutes will be needed.
- b. Vicki Bates, assistant superintendent of technology; Adam Couch, Dick Scobee Elementary School principal; Sandra Robinson, Brianna Plata, Lacey Orr, Angie Lavine and Glenn Jenkins, Dick Scobee Elementary School teachers, request permission to travel to Philadelphia, Pennsylvania, Saturday to Wednesday, October 20-24. The purpose of the trip is to attend the Courageous Conversations Conference. Lodging will be at the Sheraton hotel, meals will be at local restaurants, and travel will be by airplane. All expenses will be paid by grant funds. Five substitutes will be needed for three days.
- c. Rob Swaim, director of activities and athletics; Katie Henry, Auburn High School athletic director; and Chris Carr, Auburn Mountainview High School athletic director, request permission to travel to San Antonio, Texas, Wednesday to Monday, December 12-17. The purpose of the trip is to attend the NIAAA (National Interscholastic Athletic Administrators Association) National Athletic Directors Conference. Lodging will be at the Grand Hyatt hotel, meals will be at local restaurants, and travel will be by airplane. All expenses will be paid by district funds. No substitutes will be needed.
- d. Evelyn Limehouse, Dick Scobee Elementary School assistant principal; Flor Rivera Lopez, Dick Scobee Elementary School office manager; Lela Davidson, Dick Scobee PTSA parent; and TBH, Family Engagement Liaison, request permission to travel to Philadelphia, Pennsylvania, Saturday to Wednesday, October 20-24. The purpose of the trip is to attend the Courageous Conversations Conference. Lodging will be at the Sheraton hotel, meals will be at local restaurants, and travel

will be by airplane. All expenses will be paid by grant funds. One substitute will be needed for three days.

3. Personnel Report

Attached is the personnel report, for certificated and classified personnel, for the board's approval.

4. Out-of-Endorsement Assignments

The state recognizes that at times it may be necessary for teachers to teach courses in which they are not endorsed on their teaching certificate. The Professional Educator Standards Board requires the local school board to authorize teachers who are teaching in out-of-endorsement assignments. The following teachers fall under this requirement during the 2017-18 school year:

Tyler Baril, ELA  
Brooke Broussard, Science and Social Studies  
Michael Espinosa, Reading  
Leta Johnson, Language Arts-Special Education  
Tumouni Munezero, Special Education  
Catherine Peter, SS, Math

In addition, the OSPI Educator Equity Data Collection website has identified eight ELL teachers and seven special education teachers as teaching in out-of-endorsement assignments. However, they do not meet the intent "out of endorsement" provision. The ELL teachers are properly endorsed under current law. The Data Collection website has identified them for additional endorsement requirements that are not effective until the 2019 school year. The special education teachers are properly endorsed, but have been identified for having one or more students in their class temporarily qualifying as a general education student, such as a student with a lapsed IEP due to extenuating circumstances. In every case, these 15 teachers are endorsed for the classes they are teaching and their names will not be included as teaching an "out-of-endorsement assignment."

5. Vouchers

Vouchers will be presented

6. Approval of Minutes

The minutes of the regular meeting of Monday, June 11, and minutes of the special board meeting of Monday, June 18, have been forwarded to the board.

Recommendation:

That the consent agenda be approved.

## PERSONNEL REPORT - CERTIFICATED

Classification	Job Type	Building	Name	Start Date	Hours	Rate of Pay	Comment
Curriculum-Noncurriculum							
CERTIFICATED	3-5 MATH/SCIENCE PLC	HAZELWOOD	ANDERSON, MARY	6/5/18	2.0	\$54.63	
CERTIFICATED	3-5 MATH/SCIENCE PLC	HAZELWOOD	BRENLAN, HANNAH	6/5/18	2.0	\$34.00	
CERTIFICATED	3-5 MATH/SCIENCE PLC	LEA HILL	BUTLER, REGINA	6/5/18	2.0	\$51.53	
CERTIFICATED	3-5 MATH/SCIENCE PLC	ARTHUR JACOBSEN	CASTRO, JENNIFER	6/5/18	2.0	\$38.92	
CERTIFICATED	3-5 MATH/SCIENCE PLC	HAZELWOOD	CAVALIERI, LISA	6/5/18	2.0	\$49.11	
CERTIFICATED	3-5 MATH/SCIENCE PLC	TERMINAL PARK	COMSTOCK, MICHELLE	6/5/18	2.0	\$33.00	
CERTIFICATED	3-5 MATH/SCIENCE PLC	HAZELWOOD	CRAIN, LORI	6/5/18	2.0	\$49.16	
CERTIFICATED	3-5 MATH/SCIENCE PLC	ALPAC	DAVIS, AARON	6/5/18	2.0	\$35.14	
CERTIFICATED	3-5 MATH/SCIENCE PLC	TERMINAL PARK	GRANT, ANNA	6/5/18	2.0	\$54.63	
CERTIFICATED	3-5 MATH/SCIENCE PLC	TERMINAL PARK	HARLOR, KRISTEN	6/5/18	2.0	\$30.94	
CERTIFICATED	3-5 MATH/SCIENCE PLC	ARTHUR JACOBSEN	HOWELL, CHRISTOPHER	6/5/18	2.0	\$53.56	
CERTIFICATED	3-5 MATH/SCIENCE PLC	HAZELWOOD	KEARNEY, KAREN	6/5/18	2.0	\$54.63	
CERTIFICATED	3-5 MATH/SCIENCE PLC	LAKELAND HILLS	MARCOTTE, MICHAEL	6/5/18	2.0	\$52.20	
CERTIFICATED	3-5 MATH/SCIENCE PLC	LAKE VIEW	MIKEL, KATHERINE	6/5/18	2.0	\$42.32	
CERTIFICATED	3-5 MATH/SCIENCE PLC	HAZELWOOD	MORRIS, GARY	6/5/18	2.0	\$54.63	
CERTIFICATED	3-5 MATH/SCIENCE PLC	TERMINAL PARK	SWEENEY, DEVAN	6/5/18	2.0	\$53.56	
CERTIFICATED	3-5 MATH/SCIENCE PLC	TERMINAL PARK	UFFALUSSY LAFAYETTE, LESLIE	6/5/18	2.0	\$41.08	
CERTIFICATED	9TH GRADE ACADEMY NIGHTS	WEST AUBURN	ANDERSON, MARCELLE	5/1/18	3.0	\$54.63	
CERTIFICATED	9TH GRADE ACADEMY NIGHTS	WEST AUBURN	FOSTER, ALEXANDER	5/1/18	3.0	\$53.56	
CERTIFICATED	9TH GRADE ACADEMY NIGHTS	WEST AUBURN	JOHNSON, ANNA	5/1/18	3.0	\$39.30	
CERTIFICATED	9TH GRADE ACADEMY NIGHTS	WEST AUBURN	MESSMER, MELISSA	5/1/18	3.0	\$52.20	
CERTIFICATED	9TH GRADE ACADEMY NIGHTS	WEST AUBURN	MYERS, JACQUELINE	5/1/18	3.0	\$48.15	
CERTIFICATED	9TH GRADE ACADEMY NIGHTS	WEST AUBURN	TALBERT, ROBERT	5/1/18	3.0	\$65.10	
CERTIFICATED	AP PROCTOR FOR TESTING	AUB RIVERSIDE	HOOD, LINDA	5/18/18	2.5	\$20.00	
CERTIFICATED	AP PROCTOR FOR TESTING	AUB RIVERSIDE	LUSCHESI, MEGAN	5/18/18	2.5	\$20.00	
CERTIFICATED	AP PROCTOR FOR TESTING	AUB RIVERSIDE	STONACK, LYNDA	5/18/18	2.5	\$20.00	
CERTIFICATED	AP PROCTOR FOR TESTING	AUB RIVERSIDE	STOW, JAMES	5/18/18	2.5	\$20.00	
CERTIFICATED	AP STUDENT SUPPORT	AUBURN HIGH	MOHLER, ERIC	5/7/18	7.0	\$54.63	
CERTIFICATED	ATLA CADRE LEADER	MT.VIEW SR HIGH	CORNEJO, STEPHANIE	6/11/18	1.0	\$49.16	
CERTIFICATED	ATTENDANCE-LIBRARY MTG	LAKE VIEW	MCCLOSKEY, CHRISTINA	6/5/18	1.0	\$40.84	
CERTIFICATED	BIS BEST START	LEA HILL	SLATT MAXWELL, MELISSA	6/13/18	5.0	\$40.48	
CERTIFICATED	BLT EXTRA HOURS	TERMINAL PARK	BETTS, RACHEL	9/26/17	12.0	\$19.79	
CERTIFICATED	BLT EXTRA HOURS	TERMINAL PARK	BIRK, KAREN	9/26/17	12.0	\$54.63	
CERTIFICATED	BLT EXTRA HOURS	TERMINAL PARK	BROOKS, STACEY	9/26/17	12.0	\$41.07	
CERTIFICATED	BLT EXTRA HOURS	TERMINAL PARK	COMSTOCK, MICHELLE	9/26/17	12.0	\$32.12	
CERTIFICATED	BLT EXTRA HOURS	TERMINAL PARK	GRAGG, JULIE	9/26/17	12.0	\$40.48	
CERTIFICATED	BLT EXTRA HOURS	TERMINAL PARK	HANSON, MARLENE	9/26/17	12.0	\$47.70	
CERTIFICATED	BLT EXTRA HOURS	TERMINAL PARK	IAMS, MARISSA	9/26/17	12.0	\$40.01	
CERTIFICATED	BLT EXTRA HOURS	TERMINAL PARK	KUZARO, JESSLYN	9/26/17	12.0	\$54.63	
CERTIFICATED	BLT EXTRA HOURS	TERMINAL PARK	MISCHKE, EMILY	9/26/17	12.0	\$54.63	
CERTIFICATED	BLT EXTRA HOURS	TERMINAL PARK	SWEENEY, DEVAN	9/26/17	12.0	\$53.56	
CERTIFICATED	BLT EXTRA HOURS	TERMINAL PARK	UFALUSSY LAFAYETTE, LESLIE	9/26/17	12.0	\$41.08	
CERTIFICATED	BOOK FAIR HOURS	ILALKO	ANDERSON, AMY	5/16/18	10.0	\$40.01	
CERTIFICATED	CAMP AUBURN	GILDO REY	BUCHMANN, ROGETTE	5/1/18		STIPEND \$438	
CERTIFICATED	CAMP AUBURN	GILDO REY	BUNKER, KIMBERLY	5/1/18		STIPEND \$438	
CERTIFICATED	CAMP AUBURN	ANNEX	LLERA, KANDICE	5/25/18	7.0	\$41.07	
CERTIFICATED	CAMP AUBURN	GILDO REY	OLSON, KRISTINA	5/1/18		STIPEND \$438	
CERTIFICATED	CLEAN OUT CLASSROOM	ILALKO	OLSON, CAROLYN	6/13/18	14.0	\$54.63	
CERTIFICATED	CLEAN OUT CLASSROOM	AUB RIVERSIDE	SHAW, JUDITH	6/1/18	14.0	\$54.63	
CERTIFICATED	CLEAN OUT CLASSROOM-RETIRE	HAZELWOOD	ZABRISKIE, SUZANNE	6/20/18	14.0	\$38.75	
CERTIFICATED	COE TESTING DAS	AUB RIVERSIDE	SALOY, DAMIA	6/1/18		\$40.48	
CERTIFICATED	COMMUNITY TRUANCY BOARD	RAINIER	CAMPBELL, MONICA	5/14/18	1.0	\$54.63	
CERTIFICATED	COMMUNITY TRUANCY BOARD	OLYMPIC	POGSON, DAVID	6/4/18	1.0	\$35.53	
CERTIFICATED	COMP SCI HARDWARE TRNG	LAKE VIEW	MIKEL, KATHERINE	6/7/18	2.0	\$42.32	
CERTIFICATED	COMP SCI HARDWARE TRNG	LAKE VIEW	SHEEHAN, LORI	6/7/18	2.0	\$38.52	
CERTIFICATED	CTE CORE 24 THINK TANK	AUB RIVERSIDE	ANDERSON, CINDY	5/24/18	10.0	\$49.15	
CERTIFICATED	CTE CORE 24 THINK TANK	MT.VIEW SR HIGH	CALHOUN, STEVEN	5/24/18	10.0	\$54.63	
CERTIFICATED	CTE CORE 24 THINK TANK	MT.VIEW SR HIGH	DAVIDSON, CARY	5/24/18	10.0	\$49.15	
CERTIFICATED	CTE CORE 24 THINK TANK	MT.VIEW SR HIGH	ECKELMAN, PATRICIA	5/24/18	10.0	\$54.63	
CERTIFICATED	CTE CORE 24 THINK TANK	AUBURN HIGH	EDWARDS, KURT	5/24/18	10.0	\$39.02	
CERTIFICATED	CTE CORE 24 THINK TANK	AUBURN HIGH	KILLIAN, MARCI	5/24/18	10.0	\$37.26	
CERTIFICATED	CTE CORE 24 THINK TANK	AUBURN HIGH	KURKA, RONDA	5/24/18	10.0	\$49.15	
CERTIFICATED	CTE CORE 24 THINK TANK	AUB RIVERSIDE	MEDINA, FRANK	5/24/18	10.0	\$54.63	
CERTIFICATED	CTE CORE 24 THINK TANK	AUB RIVERSIDE	MILLER, CHRISTIAN	5/24/18	10.0	\$30.13	
CERTIFICATED	CTE CORE 24 THINK TANK	AUBURN HIGH	PARSONS, KRISTA	5/24/18	10.0	\$46.30	
CERTIFICATED	CTE CORE 24 THINK TANK	AUB RIVERSIDE	REES, KYLE	5/24/18	10.0	\$29.75	
CERTIFICATED	CTE CORE 24 THINK TANK	MT.VIEW SR HIGH	SCOTT, TIMOTHY	5/24/18	10.0	\$54.63	
CERTIFICATED	CTE CORE 24 THINK TANK	MT.VIEW SR HIGH	SHRADER, JASON	5/24/18	10.0	\$48.45	
CERTIFICATED	CTE CORE 24 THINK TANK	MT.VIEW SR HIGH	STEPHENSON, KATHRYN	5/24/18	10.0	\$30.17	
CERTIFICATED	CTE CORE 24 THINK TANK	AUBURN HIGH	TARSI, JANET	5/24/18	10.0	\$40.01	
CERTIFICATED	CTE CORE 24 THINK TANK	AUB RIVERSIDE	WICKENS, JAMES	5/24/18	10.0	\$54.63	
CERTIFICATED	CTSO LEADERSHIP COMP PREP	AUB RIVERSIDE	AUBERT, DOUGLAS	11/1/17	17.5	\$54.63	
CERTIFICATED	CTSO LEADERSHIP COMP PREP	MT.VIEW SR HIGH	ENZ, DEREK	11/1/17	35.0	\$52.31	
CERTIFICATED	CTSO LEADERSHIP COMP PREP	AUBURN HIGH	TARSI, JANET	11/1/17	35.0	\$40.01	
CERTIFICATED	DIGCIT REVIEW COMMITTEE	LEA HILL	BLOSSER, REBEKAH	6/7/18	4.0	\$44.06	
CERTIFICATED	DIGCIT REVIEW COMMITTEE	MT.VIEW SR HIGH	BOARD, JACLYNN	6/7/18	4.0	\$44.94	
CERTIFICATED	DIGCIT REVIEW COMMITTEE	ARTHUR JACOBSEN	COX, MELISSA	6/7/18	4.0	\$45.63	
CERTIFICATED	DIGCIT REVIEW COMMITTEE	ADMIN	FITZGERALD, WILLIAM	6/7/18	4.0	\$39.69	
CERTIFICATED	DIGCIT REVIEW COMMITTEE	LEA HILL	FOSS, KIMBERLY	6/7/18	4.0	\$49.11	
CERTIFICATED	DIGCIT REVIEW COMMITTEE	AUB RIVERSIDE	GALLINATTI, USA	6/7/18	4.0	\$54.63	
CERTIFICATED	DIGCIT REVIEW COMMITTEE	AUBURN HIGH	HALES, KYM	6/7/18	4.0	\$39.69	
CERTIFICATED	DIGCIT REVIEW COMMITTEE	WASHINGTON	HARVEY, BONNIE	6/7/18	4.0	\$53.56	
CERTIFICATED	DIGCIT REVIEW COMMITTEE	GILDO REY	KIM, DANBY	6/7/18	4.0	\$38.52	
CERTIFICATED	DIGCIT REVIEW COMMITTEE	LAKE VIEW	MIKEL, KATHERINE	6/7/18	4.0	\$42.32	
CERTIFICATED	DIGCIT REVIEW COMMITTEE	DICK SCOBEE	PFAB, TIMOTHY	6/7/18	4.0	\$54.63	
CERTIFICATED	DIGCIT REVIEW COMMITTEE	LAKELAND HILLS	ROBERSON, AMANDA	6/7/18	4.0	\$50.65	
CERTIFICATED	DIGCIT REVIEW COMMITTEE	RAINIER	SHERER, KATHRYN	6/7/18	4.0	\$48.18	
CERTIFICATED	DIGCIT REVIEW COMMITTEE	ARTHUR JACOBSEN	SPENCER JR., ARTHUR	6/7/18	4.0	\$54.63	
CERTIFICATED	DIGCIT REVIEW COMMITTEE	OLYMPIC	STROBEL, KIMBERLY	6/7/18	4.0	\$54.63	
CERTIFICATED	ELEM/MS MATH COMP	TERMINAL PARK	ANDERSEN, STEPHANIE	4/16/18	8.0	\$54.63	
CERTIFICATED	ELEM/MS MATH COMP	WASHINGTON	ANDERSON, KATIE	4/16/18	8.0	\$50.65	
CERTIFICATED	ELEM/MS MATH COMP	LAKELAND HILLS	BONHAM, KELSEY	4/16/18	8.0	\$45.63	

CERTIFICATED	ELEM/MS MATH COMP	WASHINGTON	BULAWAN, HEATHER	4/16/18	8.0	\$44.94
CERTIFICATED	ELEM/MS MATH COMP	OLYMPIC	BUTLER, MARK	4/16/18	8.0	\$49.11
CERTIFICATED	ELEM/MS MATH COMP	HAZELWOOD	CARTER, AMBER	4/16/18	8.0	\$50.65
CERTIFICATED	ELEM/MS MATH COMP	MT. BAKER	CARTER, JEREMIAH	4/16/18	8.0	\$50.65
CERTIFICATED	ELEM/MS MATH COMP	HAZELWOOD	CELVET, CHRISTINA	4/16/18	8.0	\$41.71
CERTIFICATED	ELEM/MS MATH COMP	ILALCO	DOCHERTY, TRACEY	4/16/18	8.0	\$38.92
CERTIFICATED	ELEM/MS MATH COMP	CASCADE	DOW, DAVID	4/16/18	8.0	\$46.93
CERTIFICATED	ELEM/MS MATH COMP	CHINOOK	DOWNS, COURTNEY	4/16/18	8.0	\$41.48
CERTIFICATED	ELEM/MS MATH COMP	LEA HILL	FETTIG, MICHAEL	4/16/18	8.0	\$54.63
CERTIFICATED	ELEM/MS MATH COMP	CHINOOK	GARY, ANDREW	4/16/18	8.0	\$39.84
CERTIFICATED	ELEM/MS MATH COMP	LAKELAND HILLS	JEFFREYS, CHRISTA	4/16/18	8.0	\$43.61
CERTIFICATED	ELEM/MS MATH COMP	ARTHUR JACOBSEN	KEMP, BRIAN	4/16/18	8.0	\$31.78
CERTIFICATED	ELEM/MS MATH COMP	RAINIER	LUONG, JACOB	4/16/18	8.0	\$54.63
CERTIFICATED	ELEM/MS MATH COMP	RAINIER	MCGUFFIN, JAY	4/16/18	8.0	\$49.16
CERTIFICATED	ELEM/MS MATH COMP	OLYMPIC	MCINROY, JAMES	4/16/18	8.0	\$29.38
CERTIFICATED	ELEM/MS MATH COMP	TERMINAL PARK	MCINTYRE, LEAH	4/16/18	8.0	\$54.63
CERTIFICATED	ELEM/MS MATH COMP	ILALCO	SPENCE, BREANN	4/16/18	8.0	\$32.19
CERTIFICATED	ELEM/MS MATH COMP	ARTHUR JACOBSEN	SWENSRUD, STACY	4/16/18	8.0	\$50.65
CERTIFICATED	ELEM/MS MATH COMP	LAKE VIEW	TOMPKINS, DEANNA	4/16/18	8.0	\$54.63
CERTIFICATED	ELEM/MS MATH COMP	LAKE VIEW	WHITE, BETH	4/16/18	8.0	\$36.06
CERTIFICATED	ELL SUMMER SCHOOL	DICK SCOBEE	ROBINSON, SANDRA	5/21/18	48.0	\$36.67
CERTIFICATED	FLIGHT PLANNING	AUB RIVERSIDE	CARLO, DAWN	6/11/18	3.0	\$42.97
CERTIFICATED	FLIGHT PLANNING	AUB RIVERSIDE	DICKSON, GLENN	6/11/18	3.0	\$36.06
CERTIFICATED	FLIGHT PLANNING	AUB RIVERSIDE	HALFORD, SANDRA	6/11/18	3.0	\$41.08
CERTIFICATED	FLIGHT PLANNING	AUB RIVERSIDE	MOGREN, JENNIFER	6/11/18	3.0	\$35.53
CERTIFICATED	INCOMING STUDENT/PARENT NIGHT	RAINIER	GIFFORD, ALVIN	5/1/18	3.0	\$40.22
CERTIFICATED	INCOMING STUDENT/PARENT NIGHT	RAINIER	KATHRYN SHERER	5/1/18	3.0	\$48.18
CERTIFICATED	INCOMING STUDENT/PARENT NIGHT	RAINIER	OLSON, THOMAS	5/1/18	3.0	\$31.78
CERTIFICATED	INCOMING STUDENT/PARENT NIGHT	RAINIER	PRIDEMORE, CINDY	5/1/18	3.0	\$41.07
CERTIFICATED	INCOMING STUDENT/PARENT NIGHT	RAINIER	ROCK, MICHELE	5/1/18	3.0	\$45.49
CERTIFICATED	INCOMING STUDENT/PARENT NIGHT	RAINIER	SNYDER, CHERYL	5/1/18	3.0	\$54.63
CERTIFICATED	INCOMING STUDENT/PARENT NIGHT	RAINIER	SOWARDS, JESSLYNN	5/1/18	3.0	\$35.14
CERTIFICATED	INCOMING STUDENT/PARENT NIGHT	RAINIER	SULLIVAN, MARCUS	5/1/18	3.0	\$36.70
CERTIFICATED	INCOMING STUDENT/PARENT NIGHT	RAINIER	THOMAS, CHARLIE	5/1/18	3.0	\$54.63
CERTIFICATED	INCOMING STUDENT/PARENT NIGHT	RAINIER	TURNER, HAYLEY	5/1/18	3.0	\$29.38
CERTIFICATED	INCOMING STUDENT/PARENT NIGHT	RAINIER	WITZEL, JEANETTE	5/1/18	3.0	\$31.74
CERTIFICATED	INSERVICE ADVISORY MEETING	LEA HILL	DANIELS, TREENA	6/4/18	2.0	\$54.63
CERTIFICATED	INSERVICE ADVISORY MEETING	TERMINAL PARK	FINLEY, ROSE	6/4/18	2.0	\$40.48
CERTIFICATED	INSERVICE ADVISORY MEETING	LAKELAND HILLS	HESS, LYN	6/4/18	2.0	\$54.63
CERTIFICATED	INSERVICE ADVISORY MEETING	WEST AUBURN	JOHNSON, ANNA	6/4/18	2.0	\$39.30
CERTIFICATED	INSERVICE ADVISORY MEETING	ALPAC	MCGARVEY, TANYA	6/4/18	2.0	\$54.63
CERTIFICATED	INSERVICE ADVISORY MEETING	ARTHUR JACOBSEN	MCGAUGHEY, DEBORA	6/4/18	2.0	\$53.56
CERTIFICATED	INSERVICE ADVISORY MEETING	EVERGREEN HTS	PARKS, PAMELA	6/4/18	2.0	\$54.63
CERTIFICATED	INSIGHT PROGRAM	AUB RIVERSIDE	RAGUSIN HOLLOMAN, VERONIKA	6/11/18	10.0	\$51.28
CERTIFICATED	INVOLUNTARY GRADE LEVEL CHANGE	GILDO REY	INMAN, MIRANDA	6/1/18	14.0	\$31.84
CERTIFICATED	INVOLUNTARY ROOM MOVE	AUB RIVERSIDE	ANDERSON, CINDY	6/11/18	14.0	\$49.15
CERTIFICATED	INVOLUNTARY ROOM MOVE	ILALCO	BARALDI, SARAH	6/13/18	14.0	\$29.74
CERTIFICATED	INVOLUNTARY ROOM MOVE	ILALCO	BLATTERMAN, GINA	6/13/18	14.0	\$47.70
CERTIFICATED	INVOLUNTARY ROOM MOVE	ILALCO	CALLERO, NIKKI	6/13/18	14.0	\$40.48
CERTIFICATED	INVOLUNTARY ROOM MOVE	ILALCO	DEFRANCESCO, ANDREW	6/13/18	14.0	\$52.30
CERTIFICATED	INVOLUNTARY ROOM MOVE	ILALCO	ENZ, KIMBERLY	6/13/18	14.0	\$54.63
CERTIFICATED	INVOLUNTARY ROOM MOVE	AUB RIVERSIDE	EVANS, MARCUS	6/11/18	14.0	\$30.51
CERTIFICATED	INVOLUNTARY ROOM MOVE	ILALCO	HOUSE, TAMMY	6/13/18	14.0	\$42.97
CERTIFICATED	INVOLUNTARY ROOM MOVE	AUB RIVERSIDE	RIGLEY BERG, ANGELA	6/11/18	14.0	\$54.63
CERTIFICATED	INVOLUNTARY ROOM MOVE	AUB RIVERSIDE	SHELTON, WAYNE	6/11/18	14.0	\$49.11
CERTIFICATED	INVOLUNTARY ROOM MOVE	ILALCO	TENNER, TINA	6/13/18	14.0	\$29.74
CERTIFICATED	INVOLUNTARY ROOM MOVE	AUB RIVERSIDE	YZAGUIRRE, NOE	6/11/18	14.0	\$43.61
CERTIFICATED	KIM SUTTON MATH TRAINING	HAZELWOOD	HARRIS, JENNIFER	6/1/18	5.0	\$34.47
CERTIFICATED	LEA HILL SIP	LEA HILL	BEEKSMA, STEPHANIE	8/1/18	3.0	\$36.06
CERTIFICATED	LEA HILL SIP	LEA HILL	CALDARULO, BRITTANY	8/1/18	3.0	\$31.74
CERTIFICATED	LEA HILL SIP	LEA HILL	CORBALEY, NAJWA	8/1/18	3.0	\$52.31
CERTIFICATED	LEA HILL SIP	LEA HILL	DANIELS, TREENA	8/1/18	3.0	\$54.63
CERTIFICATED	LEA HILL SIP	LEA HILL	LANKTREE, SARAH	8/1/18	3.0	\$44.94
CERTIFICATED	LEA HILL SIP	LEA HILL	RAY, ELIZABETH	8/1/18	3.0	\$37.26
CERTIFICATED	LEA HILL SIP	LEA HILL	SEARS, STACY	8/1/18	3.0	\$32.59
CERTIFICATED	LEA HILL SIP	LEA HILL	WALL, CANDACE	8/1/18	3.0	\$36.28
CERTIFICATED	LIBRARY CLEAN UP	WASHINGTON	KILBURG, KRISTY	6/5/18	6.3	\$50.65
CERTIFICATED	LIBRARY PROJECT	LAKE VIEW	MILLGARD, JANET	6/1/18	7.3	\$54.63
CERTIFICATED	MAY 30TH BIOLOGY MEETING	MT.VIEW SR HIGH	BAUMSTARK, PATRIA	5/16/18	5.5	\$54.63
CERTIFICATED	MAY 30TH BIOLOGY MEETING	AUB RIVERSIDE	DESIARDINS, ANGELA	5/16/18	5.5	\$38.92
CERTIFICATED	MAY 30TH BIOLOGY MEETING	AUBURN HIGH	DIEBAG, JAMES	5/16/18	5.5	\$41.08
CERTIFICATED	MAY 30TH BIOLOGY MEETING	MT. VIEW SR HIGH	HERMANN, JENNIE	5/16/18	5.5	\$44.27
CERTIFICATED	MAY 30TH BIOLOGY MEETING	AUB RIVERSIDE	MALONE, CORIN	5/16/18	5.5	\$49.16
CERTIFICATED	MAY 30TH BIOLOGY MEETING	WEST AUBURN	MESSMER, MELISSA	5/16/18	5.5	\$52.20
CERTIFICATED	MAY 30TH BIOLOGY MEETING	AUB RIVERSIDE	MYKA, PHILLIP	5/16/18	5.5	\$54.63
CERTIFICATED	MS LID DAY PRESENTER	CASCADE	ALLEN, ANDREW	8/27/18	2.0	\$35.14
CERTIFICATED	MS LID DAY PRESENTER	OLYMPIC	BUTLER, MARK	8/27/18	2.0	\$49.11
CERTIFICATED	MS LID DAY PRESENTER	OLYMPIC	CARNEY, ORLYN	8/27/18	2.0	\$54.63
CERTIFICATED	MS LID DAY PRESENTER	MT. BAKER	KEATON, LINDSEY	8/27/18	2.0	\$39.69
CERTIFICATED	MS LID DAY PRESENTER	RAINIER	MARIA, DENISE	8/27/18	2.0	\$36.67
CERTIFICATED	MS LID DAY PRESENTER	CASCADE	OLSON, KEVIN	8/27/18	2.0	\$38.75
CERTIFICATED	MS LID DAY PRESENTER	RAINIER	OLSON, THOMAS	8/27/18	2.0	\$31.78
CERTIFICATED	MS LID DAY PRESENTER	CASCADE	QUIST, STEVEN	8/27/18	2.0	\$35.53
CERTIFICATED	MS LID DAY PRESENTER	MT. BAKER	RYAN, KEEGAN	8/27/18	2.0	\$41.08
CERTIFICATED	MS LID DAY PRESENTER	OLYMPIC	STROBEL, KIMBERLY	8/27/18	2.0	\$54.63
CERTIFICATED	MS LID DAY PRESENTER	CASCADE	WATKINS-GATLIN, KANIKA	8/27/18	2.0	\$52.31
CERTIFICATED	NATIVE GRAD NIGHT	AUBURN HIGH	KILLIAN, MARCI	6/6/18	6.5	\$37.26
CERTIFICATED	NEU WANT TO TEACH STIPEND	DSL	AARSTAD, EVANNE	6/11/18		STIPEND \$300
CERTIFICATED	NEU WANT TO TEACH STIPEND	DSL	ADAMS, VENDALYN	6/11/18		STIPEND \$300
CERTIFICATED	NEU WANT TO TEACH STIPEND	DSL	ALLEN, KIM	6/11/18		STIPEND \$300
CERTIFICATED	NEU WANT TO TEACH STIPEND	DSL	ALLISON, DEBORAH	6/11/18		STIPEND \$300
CERTIFICATED	NEU WANT TO TEACH STIPEND	DSL	ANDREWS, CHRISTINE	6/11/18		STIPEND \$300
CERTIFICATED	NEU WANT TO TEACH STIPEND	DSL	ARRIATA, APRIL	6/11/18		STIPEND \$300
CERTIFICATED	NEU WANT TO TEACH STIPEND	DSL	BEAUBIEN, MONICA	6/11/18		STIPEND \$300
CERTIFICATED	NEU WANT TO TEACH STIPEND	DSL	BERRY, LISA	6/11/18		STIPEND \$300

CERTIFICATED	NEU WANT TO TEACH STIPEND	DSL	BLOSSER, BECKY	6/11/18	STIPEND \$300
CERTIFICATED	NEU WANT TO TEACH STIPEND	DSL	BORTON, SHARON	6/11/18	STIPEND \$300
CERTIFICATED	NEU WANT TO TEACH STIPEND	DSL	BUNKER, KIM	6/11/18	STIPEND \$300
CERTIFICATED	NEU WANT TO TEACH STIPEND	DSL	BUNKER, SCOTT	6/11/18	STIPEND \$300
CERTIFICATED	NEU WANT TO TEACH STIPEND	DSL	BURKHAUSER, KATHARINE	6/11/18	STIPEND \$300
CERTIFICATED	NEU WANT TO TEACH STIPEND	DSL	CALLERO, NIKKI	6/11/18	STIPEND \$300
CERTIFICATED	NEU WANT TO TEACH STIPEND	DSL	CARROLL, LEAH	6/11/18	STIPEND \$300
CERTIFICATED	NEU WANT TO TEACH STIPEND	DSL	CARTER, AMBER	6/11/18	STIPEND \$300
CERTIFICATED	NEU WANT TO TEACH STIPEND	DSL	CASTENEDA, KRISTEN	6/11/18	STIPEND \$300
CERTIFICATED	NEU WANT TO TEACH STIPEND	DSL	CELVER, CHRISTINA	6/11/18	STIPEND \$300
CERTIFICATED	NEU WANT TO TEACH STIPEND	DSL	CODER, AMANDA	6/11/18	STIPEND \$300
CERTIFICATED	NEU WANT TO TEACH STIPEND	DSL	COLBURN, DEANNA	6/11/18	STIPEND \$300
CERTIFICATED	NEU WANT TO TEACH STIPEND	DSL	COLE, AMY	6/11/18	STIPEND \$300
CERTIFICATED	NEU WANT TO TEACH STIPEND	DSL	COLLINS, RATHIEL	6/11/18	STIPEND \$300
CERTIFICATED	NEU WANT TO TEACH STIPEND	DSL	CRANE, BILLIE	6/11/18	STIPEND \$300
CERTIFICATED	NEU WANT TO TEACH STIPEND	DSL	CRATER, LAUREN	6/11/18	STIPEND \$300
CERTIFICATED	NEU WANT TO TEACH STIPEND	DSL	DALOS, HARRIETT	6/11/18	STIPEND \$300
CERTIFICATED	NEU WANT TO TEACH STIPEND	DSL	DAVIS, MARGERY	6/11/18	STIPEND \$300
CERTIFICATED	NEU WANT TO TEACH STIPEND	DSL	DEGROOT, KAREN	6/11/18	STIPEND \$300
CERTIFICATED	NEU WANT TO TEACH STIPEND	DSL	DRAKE, MICHELLE	6/11/18	STIPEND \$300
CERTIFICATED	NEU WANT TO TEACH STIPEND	DSL	DUNNIHO, JOETTE	6/11/18	STIPEND \$300
CERTIFICATED	NEU WANT TO TEACH STIPEND	DSL	DURHAM, ANN	6/11/18	STIPEND \$300
CERTIFICATED	NEU WANT TO TEACH STIPEND	DSL	FABYANCHUK, KATERINA	6/11/18	STIPEND \$300
CERTIFICATED	NEU WANT TO TEACH STIPEND	DSL	FINLEY, ROSE	6/11/18	STIPEND \$300
CERTIFICATED	NEU WANT TO TEACH STIPEND	DSL	FLORY, JONI	6/11/18	STIPEND \$300
CERTIFICATED	NEU WANT TO TEACH STIPEND	DSL	FULLER, KAYLYNNE	6/11/18	STIPEND \$300
CERTIFICATED	NEU WANT TO TEACH STIPEND	DSL	GALLAGHER, LINDSEY	6/11/18	STIPEND \$300
CERTIFICATED	NEU WANT TO TEACH STIPEND	DSL	GARMAN, JESSICA	6/11/18	STIPEND \$300
CERTIFICATED	NEU WANT TO TEACH STIPEND	DSL	GERING, TREVOR	6/11/18	STIPEND \$300
CERTIFICATED	NEU WANT TO TEACH STIPEND	DSL	GIBSON MYERS, LI	6/11/18	STIPEND \$300
CERTIFICATED	NEU WANT TO TEACH STIPEND	DSL	HALLIGAN, COURTNEY	6/11/18	STIPEND \$300
CERTIFICATED	NEU WANT TO TEACH STIPEND	DSL	HAMILTON, GINA	6/11/18	STIPEND \$300
CERTIFICATED	NEU WANT TO TEACH STIPEND	DSL	HARLOR, KRISTIN	6/11/18	STIPEND \$300
CERTIFICATED	NEU WANT TO TEACH STIPEND	DSL	HARLOR, ROXANNE	6/11/18	STIPEND \$300
CERTIFICATED	NEU WANT TO TEACH STIPEND	DSL	HARRIS, JENNIFER	6/11/18	STIPEND \$300
CERTIFICATED	NEU WANT TO TEACH STIPEND	DSL	HAUSER, KRISTEN	6/11/18	STIPEND \$300
CERTIFICATED	NEU WANT TO TEACH STIPEND	DSL	JOHNSON, HANNAN	6/11/18	STIPEND \$300
CERTIFICATED	NEU WANT TO TEACH STIPEND	DSL	JOHNSON, KELLI	6/11/18	STIPEND \$300
CERTIFICATED	NEU WANT TO TEACH STIPEND	DSL	JONES, JANA	6/11/18	STIPEND \$300
CERTIFICATED	NEU WANT TO TEACH STIPEND	DSL	JOURNEY, JILL	6/11/18	STIPEND \$300
CERTIFICATED	NEU WANT TO TEACH STIPEND	DSL	KALETA, AMY	6/11/18	STIPEND \$300
CERTIFICATED	NEU WANT TO TEACH STIPEND	DSL	KEARNEY, KAREN	6/11/18	STIPEND \$300
CERTIFICATED	NEU WANT TO TEACH STIPEND	DSL	KING, LAURA	6/11/18	STIPEND \$300
CERTIFICATED	NEU WANT TO TEACH STIPEND	DSL	KING, MARLA	6/11/18	STIPEND \$300
CERTIFICATED	NEU WANT TO TEACH STIPEND	DSL	LACY, TAYLOR	6/11/18	STIPEND \$300
CERTIFICATED	NEU WANT TO TEACH STIPEND	DSL	LEVERTON, ANDREA	6/11/18	STIPEND \$300
CERTIFICATED	NEU WANT TO TEACH STIPEND	DSL	LEWIS, JOCELYN	6/11/18	STIPEND \$300
CERTIFICATED	NEU WANT TO TEACH STIPEND	DSL	LOCKETT, SARAH	6/11/18	STIPEND \$300
CERTIFICATED	NEU WANT TO TEACH STIPEND	DSL	LOUIE, ALISA	6/11/18	STIPEND \$300
CERTIFICATED	NEU WANT TO TEACH STIPEND	DSL	LUTZ, SUSIE	6/11/18	STIPEND \$300
CERTIFICATED	NEU WANT TO TEACH STIPEND	DSL	MAHAFFEY, BEVERLY	6/11/18	STIPEND \$300
CERTIFICATED	NEU WANT TO TEACH STIPEND	DSL	MANNING, TAMI	6/11/18	STIPEND \$300
CERTIFICATED	NEU WANT TO TEACH STIPEND	DSL	MARIA, DENIS	6/11/18	STIPEND \$300
CERTIFICATED	NEU WANT TO TEACH STIPEND	DSL	MAUCOTEL, JEANNEE	6/11/18	STIPEND \$300
CERTIFICATED	NEU WANT TO TEACH STIPEND	DSL	MCBANE, JULIE	6/11/18	STIPEND \$300
CERTIFICATED	NEU WANT TO TEACH STIPEND	DSL	MCCAUSLAND, CINDY	6/11/18	STIPEND \$300
CERTIFICATED	NEU WANT TO TEACH STIPEND	DSL	MEAD, RYANN	6/11/18	STIPEND \$300
CERTIFICATED	NEU WANT TO TEACH STIPEND	DSL	MICHALEK, TAMMY	6/11/18	STIPEND \$300
CERTIFICATED	NEU WANT TO TEACH STIPEND	DSL	MICKEL, KATIE	6/11/18	STIPEND \$300
CERTIFICATED	NEU WANT TO TEACH STIPEND	DSL	MODEN, JESSIE	6/11/18	STIPEND \$300
CERTIFICATED	NEU WANT TO TEACH STIPEND	DSL	MONTIEL, MAGGIE	6/11/18	STIPEND \$300
CERTIFICATED	NEU WANT TO TEACH STIPEND	DSL	MORFORD, TRESSA	6/11/18	STIPEND \$300
CERTIFICATED	NEU WANT TO TEACH STIPEND	DSL	MORRIS, GARY	6/11/18	STIPEND \$300
CERTIFICATED	NEU WANT TO TEACH STIPEND	DSL	MORRIS, HEIDI	6/11/18	STIPEND \$300
CERTIFICATED	NEU WANT TO TEACH STIPEND	DSL	NELSON, SHARI	6/11/18	STIPEND \$300
CERTIFICATED	NEU WANT TO TEACH STIPEND	DSL	NIXON, SAVANNAH	6/11/18	STIPEND \$300
CERTIFICATED	NEU WANT TO TEACH STIPEND	DSL	O'GRADY, KAYLA	6/11/18	STIPEND \$300
CERTIFICATED	NEU WANT TO TEACH STIPEND	DSL	ORR, MEGAN	6/11/18	STIPEND \$300
CERTIFICATED	NEU WANT TO TEACH STIPEND	DSL	PARCE, WENDY	6/11/18	STIPEND \$300
CERTIFICATED	NEU WANT TO TEACH STIPEND	DSL	PERREIRA, LAUREN	6/11/18	STIPEND \$300
CERTIFICATED	NEU WANT TO TEACH STIPEND	DSL	PETERS, TRNA	6/11/18	STIPEND \$300
CERTIFICATED	NEU WANT TO TEACH STIPEND	DSL	RAMIREZ DILLARD, REBECCA	6/11/18	STIPEND \$300
CERTIFICATED	NEU WANT TO TEACH STIPEND	DSL	RAY, ELAINE	6/11/18	STIPEND \$300
CERTIFICATED	NEU WANT TO TEACH STIPEND	DSL	REMPFER, SONYA	6/11/18	STIPEND \$300
CERTIFICATED	NEU WANT TO TEACH STIPEND	DSL	RESTER, JULI	6/11/18	STIPEND \$300
CERTIFICATED	NEU WANT TO TEACH STIPEND	DSL	RUSEV, ANITA	6/11/18	STIPEND \$300
CERTIFICATED	NEU WANT TO TEACH STIPEND	DSL	SCHUMAN, SUSAN	6/11/18	STIPEND \$300
CERTIFICATED	NEU WANT TO TEACH STIPEND	DSL	SCOFIELD, CAROL	6/11/18	STIPEND \$300
CERTIFICATED	NEU WANT TO TEACH STIPEND	DSL	SEGAWA, ANGELA	6/11/18	STIPEND \$300
CERTIFICATED	NEU WANT TO TEACH STIPEND	DSL	SERGIS, MELISSA	6/11/18	STIPEND \$300
CERTIFICATED	NEU WANT TO TEACH STIPEND	DSL	SHEEHAN, LORI	6/11/18	STIPEND \$300
CERTIFICATED	NEU WANT TO TEACH STIPEND	DSL	SHEMCHUK, NATALYA	6/11/18	STIPEND \$300
CERTIFICATED	NEU WANT TO TEACH STIPEND	DSL	SIROTSKI, MEGAN	6/11/18	STIPEND \$300
CERTIFICATED	NEU WANT TO TEACH STIPEND	DSL	STURGIS, KIM	6/11/18	STIPEND \$300
CERTIFICATED	NEU WANT TO TEACH STIPEND	DSL	SUNDBERG, JESICA	6/11/18	STIPEND \$300
CERTIFICATED	NEU WANT TO TEACH STIPEND	DSL	SUTCLIFF, JODI	6/11/18	STIPEND \$300
CERTIFICATED	NEU WANT TO TEACH STIPEND	DSL	SVENDSEN, NICOLE	6/11/18	STIPEND \$300
CERTIFICATED	NEU WANT TO TEACH STIPEND	DSL	SZYMANSKI, ARLENE	6/11/18	STIPEND \$300
CERTIFICATED	NEU WANT TO TEACH STIPEND	DSL	TERJESON, RYLEE	6/11/18	STIPEND \$300
CERTIFICATED	NEU WANT TO TEACH STIPEND	DSL	THORINGTON, CHRIS	6/11/18	STIPEND \$300
CERTIFICATED	NEU WANT TO TEACH STIPEND	DSL	TIEDEMAN, TRICIA	6/11/18	STIPEND \$300
CERTIFICATED	NEU WANT TO TEACH STIPEND	DSL	TODD, KRISTIN	6/11/18	STIPEND \$300
CERTIFICATED	NEU WANT TO TEACH STIPEND	DSL	TURNER, DEVIN	6/11/18	STIPEND \$300
CERTIFICATED	NEU WANT TO TEACH STIPEND	DSL	UDD, JESSICA	6/11/18	STIPEND \$300
CERTIFICATED	NEU WANT TO TEACH STIPEND	DSL	WATKINS GATLIN, KANIKA	6/11/18	STIPEND \$300

CERTIFICATED	NEU WANT TO TEACH STIPEND	DSL	WEATHERFORD, JAMMIE	6/11/18	STIPEND \$300
CERTIFICATED	NEU WANT TO TEACH STIPEND	DSL	WHARTON, TRICIA	6/11/18	STIPEND \$300
CERTIFICATED	NEU WANT TO TEACH STIPEND	DSL	WHITE, BETH	6/11/18	STIPEND \$300
CERTIFICATED	NEU WANT TO TEACH STIPEND	DSL	WINSLOW, LORI	6/11/18	STIPEND \$300
CERTIFICATED	NEU WANT TO TEACH STIPEND	DSL	WRASPIR, SUSAN	6/11/18	STIPEND \$300
CERTIFICATED	NEU WANT TO TEACH STIPEND	DSL	WYNN, KIMBERLY	6/11/18	STIPEND \$300
CERTIFICATED	NEU WANT TO TEACH STIPEND	DSL	ZAIDA, DIANE	6/11/18	STIPEND \$300
CERTIFICATED	PLC K-2 ELA	GILDO REY	ARAMBURU, CARLY	5/22/18	2.0 \$30.94
CERTIFICATED	PLC K-2 ELA	TERMINAL PARK	BIRK, KAREN	5/22/18	2.0 \$54.63
CERTIFICATED	PLC K-2 ELA	ALPAC	BOHMAN, SANDRA	5/22/18	2.0 \$49.11
CERTIFICATED	PLC K-2 ELA	LAKE VIEW	BORTON, SHARON	5/22/18	2.0 \$52.20
CERTIFICATED	PLC K-2 ELA	TERMINAL PARK	BROOKS, STACEY	5/22/18	2.0 \$41.07
CERTIFICATED	PLC K-2 ELA	WASHINGTON	BROWN, TRACY	5/22/18	2.0 \$54.63
CERTIFICATED	PLC K-2 ELA	TERMINAL PARK	BRUNELLE, JEANETTE	5/22/18	2.0 \$54.63
CERTIFICATED	PLC K-2 ELA	ALPAC	BURTIS, JAMISON	5/22/18	2.0 \$33.62
CERTIFICATED	PLC K-2 ELA	WASHINGTON	CALHOUN, HEIDI	5/22/18	2.0 \$54.63
CERTIFICATED	PLC K-2 ELA	GILDO REY	CARLTON, PHYLLIS	5/22/18	2.0 \$54.63
CERTIFICATED	PLC K-2 ELA	GILDO REY	CARR, KARIN	5/22/18	2.0 \$41.71
CERTIFICATED	PLC K-2 ELA	ARTHUR JACOBSEN	CARR, MARLA	5/22/18	2.0 \$54.63
CERTIFICATED	PLC K-2 ELA	EVERGREEN HTS	CICERO, TANY	5/22/18	2.0 \$54.63
CERTIFICATED	PLC K-2 ELA	GILDO REY	CODER, AMANDA	5/22/18	2.0 \$28.98
CERTIFICATED	PLC K-2 ELA	LAKELAND HILLS	COLE, AMY	5/22/18	2.0 \$43.61
CERTIFICATED	PLC K-2 ELA	TERMINAL PARK	CRAMER, JOAN	5/22/18	2.0 \$49.11
CERTIFICATED	PLC K-2 ELA	DICK SCOBEE	DWYER, VERONICA	5/22/18	2.0 \$38.52
CERTIFICATED	PLC K-2 ELA	GILDO REY	ELVIG, JENNIFER	5/22/18	2.0 \$29.75
CERTIFICATED	PLC K-2 ELA	ILALCO	FIELDS, BEVERLY	5/22/18	2.0 \$49.11
CERTIFICATED	PLC K-2 ELA	WASHINGTON	FINAFROCK, KELSEY	5/22/18	2.0 \$29.38
CERTIFICATED	PLC K-2 ELA	TERMINAL PARK	FINLEY, ROSE	5/22/18	2.0 \$40.48
CERTIFICATED	PLC K-2 ELA	ARTHUR JACOBSEN	FOSTER, HEATHER	5/22/18	2.0 \$31.38
CERTIFICATED	PLC K-2 ELA	TERMINAL PARK	GARMAN, JESSICA	5/22/18	2.0 \$30.55
CERTIFICATED	PLC K-2 ELA	LAKE VIEW	GIDLEY, MARY JO	5/22/18	2.0 \$54.63
CERTIFICATED	PLC K-2 ELA	GILDO REY	GLEASON, ALISHA	5/22/18	2.0 \$41.07
CERTIFICATED	PLC K-2 ELA	TERMINAL PARK	HARLOR II, JOHN	5/22/18	2.0 \$54.63
CERTIFICATED	PLC K-2 ELA	EVERGREEN HTS	HERNDON, JENNIFER	5/22/18	2.0 \$54.63
CERTIFICATED	PLC K-2 ELA	LAKELAND HILLS	HESS, LYN	5/22/18	2.0 \$54.63
CERTIFICATED	PLC K-2 ELA	DICK SCOBEE	HONEGGER, PATRICIA	5/22/18	2.0 \$54.63
CERTIFICATED	PLC K-2 ELA	ARTHUR JACOBSEN	HUIRAS, TERESA	5/22/18	2.0 \$49.11
CERTIFICATED	PLC K-2 ELA	EVERGREEN HTS	HUPPERTEN, MICHELLE	5/22/18	2.0 \$54.63
CERTIFICATED	PLC K-2 ELA	TERMINAL PARK	IAMS, MARISSA	5/22/18	2.0 \$40.01
CERTIFICATED	PLC K-2 ELA	EVERGREEN HTS	JEWETT, MARICE	5/22/18	2.0 \$40.25
CERTIFICATED	PLC K-2 ELA	CHINOOK	JOHNSON, LINDSEY	5/22/18	2.0 \$54.63
CERTIFICATED	PLC K-2 ELA	EVERGREEN HTS	JONES, JANA	5/22/18	2.0 \$54.63
CERTIFICATED	PLC K-2 ELA	DICK SCOBEE	JONES, JUDITH	5/22/18	2.0 \$54.63
CERTIFICATED	PLC K-2 ELA	ALPAC	KESSLER, CHESLI	5/22/18	2.0 \$40.48
CERTIFICATED	PLC K-2 ELA	GILDO REY	KIM, DANBY	5/22/18	2.0 \$38.52
CERTIFICATED	PLC K-2 ELA	WASHINGTON	LEWIS, JESSICA	5/22/18	2.0 \$52.31
CERTIFICATED	PLC K-2 ELA	GILDO REY	LINVILLE, DIANNA	5/22/18	2.0 \$50.65
CERTIFICATED	PLC K-2 ELA	EVERGREEN HTS	LITTELL, LEAH	5/22/18	2.0 \$36.06
CERTIFICATED	PLC K-2 ELA	GILDO REY	LORENZANO, ASHLEY	5/22/18	2.0 \$38.92
CERTIFICATED	PLC K-2 ELA	EVERGREEN HTS	LOUIE, ALISA	5/22/18	2.0 \$47.70
CERTIFICATED	PLC K-2 ELA	TERMINAL PARK	MANNING, TAMI	5/22/18	2.0 \$41.07
CERTIFICATED	PLC K-2 ELA	WASHINGTON	MAYER, DONNA	5/22/18	2.0 \$54.63
CERTIFICATED	PLC K-2 ELA	LAKELAND HILLS	MCCARTHY, CALLIE	5/22/18	2.0 \$44.27
CERTIFICATED	PLC K-2 ELA	EVERGREEN HTS	MCGRAW, DEBORAH	5/22/18	2.0 \$49.11
CERTIFICATED	PLC K-2 ELA	ALPAC	MCKENZIE, JULIE	5/22/18	2.0 \$49.11
CERTIFICATED	PLC K-2 ELA	HAZELWOOD	MCQUISTON, CASSIDY	5/22/18	2.0 \$28.98
CERTIFICATED	PLC K-2 ELA	TERMINAL PARK	MISCHKE, EMILY	5/22/18	2.0 \$54.63
CERTIFICATED	PLC K-2 ELA	ILALCO	MOORE, ERIKA	5/22/18	2.0 \$49.16
CERTIFICATED	PLC K-2 ELA	CHINOOK	MORSE, JAMIE	5/22/18	2.0 \$37.08
CERTIFICATED	PLC K-2 ELA	EVERGREEN HTS	MUSIAL, DIANA	5/22/18	2.0 \$44.94
CERTIFICATED	PLC K-2 ELA	TERMINAL PARK	PARCE, WENDY	5/22/18	2.0 \$52.20
CERTIFICATED	PLC K-2 ELA	WASHINGTON	PASBRIG, CAMERON	5/22/18	2.0 \$34.92
CERTIFICATED	PLC K-2 ELA	LEA HILL	PIERCE, FLETCHER	5/22/18	2.0 \$33.62
CERTIFICATED	PLC K-2 ELA	WASHINGTON	PROCK, CARRIE	5/22/18	2.0 \$45.63
CERTIFICATED	PLC K-2 ELA	GILDO REY	RASMUSSEN, KARINE	5/22/18	2.0 \$54.63
CERTIFICATED	PLC K-2 ELA	EVERGREEN HTS	ROBELLO, BRITTANY	5/22/18	2.0 \$36.28
CERTIFICATED	PLC K-2 ELA	LAKELAND HILLS	SERGIS, MELISSA	5/22/18	2.0 \$49.16
CERTIFICATED	PLC K-2 ELA	ARTHUR JACOBSEN	SKAGEN, PATRICIA	5/22/18	2.0 \$42.97
CERTIFICATED	PLC K-2 ELA	WASHINGTON	SMITH, TORI	5/22/18	2.0 \$49.16
CERTIFICATED	PLC K-2 ELA	TERMINAL PARK	SWEENEY, DEVAN	5/22/18	2.0 \$53.56
CERTIFICATED	PLC K-2 ELA	ARTHUR JACOBSEN	TAYLOR, TIFFANY	5/22/18	2.0 \$39.30
CERTIFICATED	PLC K-2 ELA	ILALCO	TENNER, TINA	5/22/18	2.0 \$29.75
CERTIFICATED	PLC K-2 ELA	GILDO REY	TORRES-PINTOS, DARA	5/22/18	2.0 \$54.63
CERTIFICATED	PLC K-2 ELA	WASHINGTON	TURCHIN, CORY	5/22/18	2.0 \$36.25
CERTIFICATED	PLC K-2 ELA	ARTHUR JACOBSEN	WELKER, ANGELA	5/22/18	2.0 \$29.75
CERTIFICATED	PLC K-2 ELA	HAZELWOOD	WHARTON, TRICIA	5/22/18	2.0 \$54.63
CERTIFICATED	PLC K-2 ELA	ALPAC	WILCOX, CHERYL	5/22/18	2.0 \$54.63
CERTIFICATED	PLC K-2 ELA	TERMINAL PARK	WILLIAMS, CHRISTINA	5/22/18	2.0 \$54.63
CERTIFICATED	PLC K-2 ELA	HAZELWOOD	WINSLOW, LORI	5/22/18	2.0 \$30.94
CERTIFICATED	PLC K-2 MATH/SCIENCE	ARTHUR JACOBSEN	CARR, MARLA	5/21/18	2.0 \$54.63
CERTIFICATED	PLC K-2 MATH/SCIENCE	LEA HILL	CORBALEY, NAJWA	5/21/18	2.0 \$52.31
CERTIFICATED	PLC K-2 MATH/SCIENCE	LEA HILL	CORBALEY, NAJWA	5/21/18	2.0 \$52.31
CERTIFICATED	PLC K-2 MATH/SCIENCE	TERMINAL PARK	CRAMER, JOAN	5/21/18	2.0 \$49.11
CERTIFICATED	PLC K-2 MATH/SCIENCE	TERMINAL PARK	CRAMER, JOAN	5/21/18	2.0 \$49.11
CERTIFICATED	PLC K-2 MATH/SCIENCE	HAZELWOOD	DAVIS, MARY	5/21/18	2.0 \$54.63
CERTIFICATED	PLC K-2 MATH/SCIENCE	HAZELWOOD	DAVIS, MARY	5/21/18	2.0 \$54.63
CERTIFICATED	PLC K-2 MATH/SCIENCE	ARTHUR JACOBSEN	FOSTER, HEATHER	5/21/18	2.0 \$31.38
CERTIFICATED	PLC K-2 MATH/SCIENCE	ARTHUR JACOBSEN	FOSTER, HEATHER	5/21/18	2.0 \$31.38
CERTIFICATED	PLC K-2 MATH/SCIENCE	LAKE VIEW	GIDLEY, MARY JO	5/21/18	2.0 \$54.63
CERTIFICATED	PLC K-2 MATH/SCIENCE	LAKE VIEW	GIDLEY, MARY JO	5/21/18	2.0 \$54.63
CERTIFICATED	PLC K-2 MATH/SCIENCE	ARTHUR JACOBSEN	HUIRAS, TERESA	5/21/18	2.0 \$49.11
CERTIFICATED	PLC K-2 MATH/SCIENCE	ARTHUR JACOBSEN	LARSON, KATE	5/21/18	2.0 \$39.69
CERTIFICATED	PLC K-2 MATH/SCIENCE	ARTHUR JACOBSEN	LARSON, KATE	5/21/18	2.0 \$39.69
CERTIFICATED	PLC K-2 MATH/SCIENCE	WASHINGTON	LEWIS, JESSICA	5/21/18	2.0 \$52.31
CERTIFICATED	PLC K-2 MATH/SCIENCE	WASHINGTON	LEWIS, JESSICA	5/21/18	2.0 \$52.31

CERTIFICATED	PLC K-2 MATH/SCIENCE	EVERGREEN HTS	LOUIE, ALISA	5/21/18	2.0	\$47.70
CERTIFICATED	PLC K-2 MATH/SCIENCE	EVERGREEN HTS	LOUIE, ALISA	5/21/18	2.0	\$47.70
CERTIFICATED	PLC K-2 MATH/SCIENCE	LAKELAND HILLS	MCCARTHY, CALLIE	5/21/18	2.0	\$44.27
CERTIFICATED	PLC K-2 MATH/SCIENCE	LAKELAND HILLS	MCCARTHY, CALLIE	5/21/18	2.0	\$44.27
CERTIFICATED	PLC K-2 MATH/SCIENCE	HAZELWOOD	MCQUISTON, CASSIDY	5/21/18	2.0	\$28.98
CERTIFICATED	PLC K-2 MATH/SCIENCE	HAZELWOOD	MCQUISTON, CASSIDY	5/21/18	2.0	\$28.98
CERTIFICATED	PLC K-2 MATH/SCIENCE	LEA HILL	PRINCE, LORI	5/21/18	2.0	\$54.63
CERTIFICATED	PLC K-2 MATH/SCIENCE	LEA HILL	PRINCE, LORI	5/21/18	2.0	\$54.63
CERTIFICATED	PLC K-2 MATH/SCIENCE	EVERGREEN HTS	ROBELLO, BRITTANY	5/21/18	2.0	\$36.28
CERTIFICATED	PLC K-2 MATH/SCIENCE	EVERGREEN HTS	ROBELLO, BRITTANY	5/21/18	2.0	\$36.28
CERTIFICATED	PLC K-2 MATH/SCIENCE	LAKELAND HILLS	SERGIS, MELISSA	5/21/18	2.0	\$49.16
CERTIFICATED	PLC K-2 MATH/SCIENCE	LAKELAND HILLS	SERGIS, MELISSA	5/21/18	2.0	\$49.16
CERTIFICATED	PLC K-2 MATH/SCIENCE	ARTHUR JACOBSEN	SKAGEN, PATRICIA	5/21/18	2.0	\$42.97
CERTIFICATED	PLC K-2 MATH/SCIENCE	ARTHUR JACOBSEN	SKAGEN, PATRICIA	5/21/18	2.0	\$42.97
CERTIFICATED	PLC K-2 MATH/SCIENCE	LEA HILL	SPEAR, JOANN	5/21/18	2.0	\$54.63
CERTIFICATED	PLC K-2 MATH/SCIENCE	LEA HILL	SPEAR, JOANN	5/21/18	2.0	\$54.63
CERTIFICATED	PLC K-2 MATH/SCIENCE	GILDO REY	TORRES-PINTOS, DARA	5/21/18	2.0	\$54.63
CERTIFICATED	PLC K-2 MATH/SCIENCE	GILDO REY	TORRES-PINTOS, DARA	5/21/18	2.0	\$54.63
CERTIFICATED	PLC K-2 MATH/SCIENCE	HAZELWOOD	WICKSTROM, ERIN	5/21/18	2.0	\$54.63
CERTIFICATED	PLC K-2 MATH/SCIENCE	HAZELWOOD	WICKSTROM, ERIN	5/21/18	2.0	\$54.63
CERTIFICATED	PLC K-2 MATH/SCIENCE	HAZELWOOD	WINSLOW, LORI	5/21/18	2.0	\$30.94
CERTIFICATED	PLC K-2 MATH/SCIENCE	HAZELWOOD	WINSLOW, LORI	5/21/18	2.0	\$30.94
CERTIFICATED	PLC K-2 MATH/SCIENCE	LAKELAND HILLS	WYNN, KIMBERLY	5/21/18	2.0	\$46.30
CERTIFICATED	PLC K-2 MATH/SCIENCE	LAKELAND HILLS	WYNN, KIMBERLY	5/21/18	2.0	\$46.30
CERTIFICATED	PRACTICAL TEACHING STRATEGIES	WEST AUBURN	ANDERSON, MARCELLE	6/1/18	7.0	\$54.63
CERTIFICATED	PRACTICAL TEACHING STRATEGIES	WEST AUBURN	BOWMAN, MARK	6/1/18	7.0	\$48.15
CERTIFICATED	PRACTICAL TEACHING STRATEGIES	WEST AUBURN	CRATER, LAUREN	6/1/18	7.0	\$33.62
CERTIFICATED	PRACTICAL TEACHING STRATEGIES	WEST AUBURN	FOSTER, ALEXANDER	6/1/18	7.0	\$53.56
CERTIFICATED	PRACTICAL TEACHING STRATEGIES	WEST AUBURN	JOHNSON, ANNA	6/1/18	7.0	\$39.30
CERTIFICATED	PRACTICAL TEACHING STRATEGIES	WEST AUBURN	KEBBA, NOREEN	6/1/18	7.0	\$49.11
CERTIFICATED	PRACTICAL TEACHING STRATEGIES	WEST AUBURN	KROON, PAUL	6/1/18	7.0	\$54.63
CERTIFICATED	PRACTICAL TEACHING STRATEGIES	WEST AUBURN	MELANSON, JOSHUA	6/1/18	7.0	\$42.32
CERTIFICATED	PRACTICAL TEACHING STRATEGIES	WEST AUBURN	MESSMER, MELISSA	6/1/18	7.0	\$52.20
CERTIFICATED	PRACTICAL TEACHING STRATEGIES	WEST AUBURN	OKADA, WENDY	6/1/18	7.0	\$51.28
CERTIFICATED	PRACTICAL TEACHING STRATEGIES	WEST AUBURN	PARSONS, THOMAS	6/1/18	7.0	\$38.51
CERTIFICATED	PRACTICAL TEACHING STRATEGIES	WEST AUBURN	PETER, CATHERINE	6/1/18	7.0	\$52.30
CERTIFICATED	PRACTICAL TEACHING STRATEGIES	WEST AUBURN	ROBINSON, DAWN	6/1/18	7.0	\$40.21
CERTIFICATED	PRACTICAL TEACHING STRATEGIES	WEST AUBURN	SANDO, MICHAEL	6/1/18	7.0	\$48.15
CERTIFICATED	PRACTICAL TEACHING STRATEGIES	WEST AUBURN	WILBANKS, GREGORY	6/1/18	7.0	\$54.63
CERTIFICATED	PRACTICAL TEACHING STRATEGIES	WEST AUBURN	WILLIAMS, LAURA	6/1/18	7.0	\$37.83
CERTIFICATED	PSSED TRAINING CULTURALLY RESPONSIVE	CHINOOK	GALATI, ELIZABETH	8/8/18		STIPEND \$150
CERTIFICATED	SIP MEETINGS	GILDO REY	CARLTON, PHYLLIS	6/7/18	12.0	\$54.63
CERTIFICATED	SIP MEETINGS	GILDO REY	LINVILLE, DIANNA	6/7/18	10.5	\$50.65
CERTIFICATED	SIP MEETINGS	GILDO REY	LORENZANO, ASHLEY	6/7/18	10.0	\$38.92
CERTIFICATED	SIP MEETINGS	GILDO REY	MATSUNO, MAIKI	6/7/18	12.0	\$54.63
CERTIFICATED	SIP MEETINGS	GILDO REY	OLSON, KRISTINA	6/7/18	12.5	\$33.17
CERTIFICATED	SIP MEETINGS	GILDO REY	PAGORIA, ANNMARIE	6/7/18	12.5	\$44.94
CERTIFICATED	SIP MEETINGS	GILDO REY	RASMUSSEN, KARINE	6/7/18	8.0	\$54.63
CERTIFICATED	SIP MEETINGS	GILDO REY	WELSH, SHAWN	6/7/18	10.5	\$54.63
CERTIFICATED	SUMMER SCHOOL	LEA HILL	BUTLER, REGINA	5/1/18	24.0	\$51.53
CERTIFICATED	SUMMER SCHOOL	LEA HILL	JENKINS, SHANA	6/29/18	48.0	\$39.30
CERTIFICATED	SUMMER SCHOOL	LEA HILL	JOURNEY, JILL	6/29/18	48.0	\$54.63
CERTIFICATED	SUMMER SCHOOL	LAKE VIEW	LEWIS, LINDA	5/23/18	48.0	\$54.63
CERTIFICATED	SUMMER SCHOOL	LAKE VIEW	WHITE, BETH	5/23/18	64.0	\$36.06
CERTIFICATED	SUPERVISION FOR CAMP AUBURN	GILDO REY	BORISHEVICH, VICTORIA	6/8/18	14.5	\$20.00
CERTIFICATED	TRAINING FOR LIBRARY	LEA HILL	CHANDLER, HEATHER	6/6/18	7.0	\$20.68
CERTIFICATED	TUTORING/HOME INST	MT. BAKER	ROBERTSON, PENNI	5/22/18	14.0	\$54.63
CERTIFICATED	TUTORING/HOME INST	LAKE VIEW	SHEEHAN, LORI	4/5/18	33.0	\$38.52
CERTIFICATED	TUTORING/HOME INST	AUBURN HIGH	STUBBLEFIELD, ANGELA	5/22/18	6.0	\$49.11
CERTIFICATED	WASHINGTON STATE HISTORY-CLASS CREATION	MT. BAKER	KOENIG, SALLY	6/7/18	25.0	\$46.30
CERTIFICATED	WASHINGTON STATE HISTORY-CLASS CREATION	MT. BAKER	ROBERTSON, PENNI	6/7/18	25.0	\$54.63
CERTIFICATED	WASHINGTON STATE HISTORY-CLASS INST	MT. BAKER	KOENIG, SALLY	6/7/18	25.0	\$46.30
CERTIFICATED	WASHINGTON STATE HISTORY-CLASS INST	MT. BAKER	ROBERTSON, PENNI	6/7/18	25.0	\$54.63

#### Leave

#### New Hire

#### Resignation

CERTIFICATED	E-LEARNING SPEC (.5)	WASHINGTON	STROM, MELIA	6/21/2018		PERSONAL
CERTIFICATED	KINDERGARTEN	ARTHUR JACOBSEN	KEMP, EMILY	6/21/2018		EMPLOYMENT ELSEWHERE
CERTIFICATED	KINDERGARTEN	ALPAC	MILES, ADRIENNE	6/21/2018		EMPLOYMENT ELSEWHERE
CERTIFICATED	KINDERGARTEN	ALPAC	SCOTT, SARAH	6/21/2018		EMPLOYMENT ELSEWHERE
CERTIFICATED	M-LANGUAGE ARTS	MT. BAKER	RYAN, KEEGAN	6/22/2018		EMPLOYMENT ELSEWHERE
CERTIFICATED	M-LANGUAGE ARTS	RAINIER	TSAOUSSIS, ANGELENA	6/22/2018		EMPLOYMENT ELSEWHERE
CERTIFICATED	S-HEALTH	AUBURN HIGH	HUNT, JEFFREY TRAVIS	6/22/2018		PERSONAL
CERTIFICATED	S-LANGUAGE ARTS (.8)	AUB RIVERSIDE	SCHNEIDER, COLTON	6/22/2018		EMPLOYMENT ELSEWHERE
CERTIFICATED	S-SCIENCE	AUBURN HIGH	WAKEFIELD, ERIC	6/22/2018		PERSONAL
CERTIFICATED	S-SOCIAL STUDIES	AUB RIVERSIDE	THOMAS, BRYANT	6/22/2018		EMPLOYMENT ELSEWHERE
CERTIFICATED	TOSA	ADMIN	HORN, LISA	6/21/2018		EMPLOYMENT ELSEWHERE

# PERSONNEL REPORT - CLASSIFIED

Curriculum-Noncurriculum							
CLASSIFIED	ACCOMPANIST - BAND	CASCADE	LEE, SUNNY	5/18/2018	124.0	\$15.00	
CLASSIFIED	CONSULTANT - BAND	CASCADE	LEE, SUNNY	5/18/2018	124.0	\$20.00	
CLASSIFIED	CONSULTANT - CHOIR	OLYMPIC	HUTCHISON, RYAN	10/1/2017	20.0	\$20.00	
CLASSIFIED	EXTRA HOURS - GRANT COMPLIANCE	DICK SCOBEE	HAABY, KIMBERLY	5/24/2018	2.0	\$18.94	
CLASSIFIED	EXTRA HOURS - NATIVE GRAD NIGHT	FESS	AMADO, SONIA	6/6/2018	5.0	\$19.04	
CLASSIFIED	EXTRA HOURS - REFUGEE STUDENT	DEPT STDNT LRNG	GARRISON, GERRY	6/5/2018	2.0	STIPEND - \$50	
CLASSIFIED	EXTRA HOURS - REFUGEE STUDENT	DEPT STDNT LRNG	HAMILTON, BRENDA	6/5/2018	2.0	STIPEND - \$50	
CLASSIFIED	EXTRA HOURS - REFUGEE STUDENT	DEPT STDNT LRNG	PHAM, KIM LOAN	6/5/2018	2.0	STIPEND - \$50	
CLASSIFIED	EXTRA HOURS - SIP	GILDO REY	TRUJILLO, NELDA	6/7/2018	5.5	\$19.32	
CLASSIFIED	INSTRUCTIONAL HOURS - ELA EXTENDED DAY	RAINIER	SIMPSON, MELISSA	4/1/2018	6.0	\$19.05	
CLASSIFIED	STIPEND - WSP INSPECTION	TRANSPORTATION	HAMILTON, COLLIN	5/23/2018		\$900.00	
CLASSIFIED	STIPEND - WSP INSPECTION	TRANSPORTATION	MCMULLIN, MARK	5/23/2018		\$900.00	
CLASSIFIED	STIPEND - WSP INSPECTION	TRANSPORTATION	POTTS, CHAD	5/23/2018		\$900.00	
CLASSIFIED	STIPEND - WSP INSPECTION	TRANSPORTATION	RADCLIFF, WAYNE	5/23/2018		\$900.00	
CLASSIFIED	STIPEND - WSP INSPECTION	TRANSPORTATION	SLOANE, MICHAEL	5/23/2018		\$900.00	
CLASSIFIED	STIPEND - WSP INSPECTION	TRANSPORTATION	TEMPE, TIM	5/23/2018		\$900.00	
CLASSIFIED	STIPEND - WSP INSPECTION	TRANSPORTATION	WOLTERS, PAUL	5/23/2018		\$900.00	
CLASSIFIED	SUMMER RECAPTURE	AUB RIVERSIDE	WILSON, RAESHELLE	6/1/2018	10.0	\$19.41	
New Hire							
CLASSIFIED	K-ASSISTANT COOK FLTR	CHILD NUTRITION	PIERCE, SHELLY	6/8/2018	2.0	\$16.98	QUALIFIED APPLICANT
Rehire							
Resignation							
CLASSIFIED	ASSISTANT COACH - CHEER (FALL)	AUB RIVERSIDE	SHEARER, EMILY	7/1/18			PERSONAL
CLASSIFIED	BUS DRIVER	TRANSPORTATION	LONGMIRE, LISA	6/21/18			PERSONAL
CLASSIFIED	HEAD COACH - CHEER (FALL)	AUB RIVERSIDE	CURLEY, CRYSTAL	8/1/18			PERSONAL
CLASSIFIED	HEAD COACH - CHEER (WINTER)	AUB RIVERSIDE	SHEARER, EMILY	7/1/18			PERSONAL
CLASSIFIED	HEAD COACH - DRILL	AUB RIVERSIDE	CURLEY, CRYSTAL	8/1/18			PERSONAL
CLASSIFIED	H-ECEAP HEAD TEACHER	CHINOOK OFFSITE	RAY, ROSEANNE	6/18/18			EMPLOYMENT ELSEWHERE
CLASSIFIED	O-OFFICE PROFESSIONAL 197	TERMINAL PARK	SCARLETT, ARDITH	6/29/18			RETIREMENT
CLASSIFIED	P-LIBRARY SECONDARY	CASCADE	MUSTAIN, GAIL	6/22/18			RETIREMENT
Student							
CLASSIFIED	INTERN	DEPT of TECHNOLOGY	ABENOJAR, MATHEW	7/1/18	160.0	\$11.50	SUMMER
CLASSIFIED	INTERN	DEPT of TECHNOLOGY	CHIKERENDA, ALEKSANDR	7/1/18	160.0	\$11.50	SUMMER
CLASSIFIED	INTERN	DEPT of TECHNOLOGY	ESTEBAN, STEPHANIE	7/1/18	80.0	\$11.50	SUMMER
CLASSIFIED	INTERN	DEPT of TECHNOLOGY	FREITAS, TYLER	7/1/18	80.0	\$11.50	SUMMER
CLASSIFIED	INTERN	DEPT of TECHNOLOGY	HILES, ANNE	7/1/18	80.0	\$11.50	SUMMER
CLASSIFIED	INTERN	DEPT of TECHNOLOGY	KOPCHO, KIRA	7/1/18	80.0	\$11.50	SUMMER
CLASSIFIED	INTERN	DEPT of TECHNOLOGY	SMITH, PAYTON	7/1/18	80.0	\$11.50	SUMMER
Supervision							
CLASSIFIED	DISTRICT/NON-DISTRICT ATHLETICS/ACTIVITIES	AUBURN SR HIGH	SANSOM, AMBER	2/26/18		\$20.00	

The following vouchers, as audited and certified by the Auditing Officer as required by RCW 42.24.080, and those expense reimbursement claims certified as required by RCW 42.24.090, are approved for payment. Those payments have been recorded on this listing which has been made available to the board.

As of June 25, 2018, the board, by a \_\_\_\_\_ vote, approves payments, totaling \$2,128,678.15. The payments are further identified in this document.

Total by Payment Type for Cash Account, US Bank of Washington:  
Warrant Numbers 444199 through 444681, totaling \$2,128,678.15

Secretary _____	Board Member _____
Board Member _____	Board Member _____
Board Member _____	Board Member _____

Check Nbr	Vendor Name	Check Date	Check Amount
444199	3 WIRE GROUP INC	06/25/2018	223.26
444200	AAA WASHINGTON	06/25/2018	30.44
444201	ACADEMY SCHOOLS	06/25/2018	8,946.68
444202	ACCOUNTABLE HEALTHCARE STAFFIN	06/25/2018	3,517.50
444203	ADVANCED MEDICAL PERSONNEL	06/25/2018	15,860.00
444204	AGRISHOP INC	06/25/2018	8.78
444205	ALFREY, DANI	06/25/2018	240.00
444206	ALTA LANGUAGE SERVICES INC	06/25/2018	2,520.00
444207	AMERICAN LABEL & TAG INC	06/25/2018	104.40
444208	ANAYA, KATIE	06/25/2018	4.00
444209	APOLLO MECHANICAL CONTRACTORS	06/25/2018	11,508.84
444210	APPLE COMPUTER INC	06/25/2018	3,851.02
444211	ARAMARK UNIFORM SERVICES	06/25/2018	190.91
444212	ARDOR HEALTH SOLUTIONS	06/25/2018	1,005.00
444213	AT & T	06/25/2018	190.49
444214	AUBURN HIGH SCHOOL	06/25/2018	5,022.68
444215	AUBURN MOUNTAINVIEW HS ASB	06/25/2018	4,966.00

Check Nbr	Vendor Name	Check Date	Check Amount
444216	AUBURN HIGH SCHOOL DECA	06/25/2018	13,688.74
444217	AUBURN PUBLIC SCHOOLS FOUNDATI	06/25/2018	467.00
444218	BAGLEY, CHARLES	06/25/2018	5.00
444219	BARNES & NOBLE INC 5903315	06/25/2018	6,672.60
444220	BINDER PRODUCTS INC	06/25/2018	1,754.50
444221	BIRCH AGENCY INC	06/25/2018	2,898.00
444222	BLUMENTHAL UNIFORMS & EQUIPMEN	06/25/2018	76.01
444223	BOUND TO STAY BOUND BOOKS INC	06/25/2018	78.71
444224	BRYSON SALES & SERVICE	06/25/2018	382.03
444225	C N R INC	06/25/2018	211.75
444226	CASTRO-ACOSTA, ILEANA	06/25/2018	383.46
444227	CENTURY LINK	06/25/2018	90.18
444228	CERVANTEZ-FOLEY, REBECCA MARIE	06/25/2018	440.00
444229	CHILDRENS INSTITUTE FOR LEARNI	06/25/2018	689.00
444230	CHILDRENS THERAPY CENTER	06/25/2018	36,752.64
444231	CINTAS CORP LOC 461	06/25/2018	230.87
444232	CLARK, CHERYLL N	06/25/2018	50.00
444233	CNR AD CORP	06/25/2018	3,146.00
444234	COLLEGE BOARD	06/25/2018	144.00
444235	COMMUNITY PLAYTHINGS	06/25/2018	2,873.20
444236	CONSOLIDATED ELECTRICAL DIST I	06/25/2018	59.36
444237	CORT PARTY RENTALS LLC	06/25/2018	1,129.04
444238	CUBILLOS MORENO, GABRIELA	06/25/2018	226.72
444239	Vendor Continued Check	06/25/2018	0.00
444240	CUMMINS INC	06/25/2018	1,881.23

Check Nbr	Vendor Name	Check Date	Check Amount
444241	D SQUARE ENERGY SYSTEMS LLC	06/25/2018	2,384.13
444242	DEEP ROOTED MUSIC LLC	06/25/2018	390.00
444243	DEPT OF ENTERPRISE SERVICES	06/25/2018	300.00
444244	DEPT OF LABOR & INDUSTRIES	06/25/2018	301.80
444245	DEPT OF LABOR & INDUSTRIES	06/25/2018	129.00
444246	DISCOUNT SCHOOL SUPPLY	06/25/2018	3,273.01
444247	DISHNETWORK	06/25/2018	132.64
444248	DJ'S MUSIC & SOUND	06/25/2018	1,550.00
444249	DR ALARM SECURITY	06/25/2018	209.00
444250	DRUG FREE BUSINESS	06/25/2018	585.88
444251	DYNAMIC LANGUAGE CENTER INC	06/25/2018	2,656.67
444252	EB BRADLEY COMPANY	06/25/2018	186.16
444253	ERIC ARMIN INC	06/25/2018	185.08
444254	EVELYN N PROBERT LITERACY CONS	06/25/2018	1,500.00
444255	EWING IRRIGATION PRODUCTS INC	06/25/2018	39.15
444256	FAIRFAX HOSPITAL INC	06/25/2018	8,868.50
444257	FIRE SYSTEMS WEST INC	06/25/2018	544.51
444258	FOLLETT SCHOOL SOLUTIONS INC	06/25/2018	3,972.78
444259	FOOD SERVICES OF AMERICA	06/25/2018	526.70
444260	FORMAL FASHIONS INC	06/25/2018	1,737.72
444261	FREEWAY TRAILER SALES INC	06/25/2018	4,681.74
444262	FROG CREEK LODGE	06/25/2018	100.00
444263	GLM CHARTER BUS SERVICE	06/25/2018	945.00
444264	GLOBAL EQUIPMENT CO	06/25/2018	5,395.67
444265	GOPHER SPORT	06/25/2018	3,285.52

Check Nbr	Vendor Name	Check Date	Check Amount
444266	GRAINGER DEPT 810392688	06/25/2018	1,387.74
444267	GRAYBILL, OSCAR	06/25/2018	15,920.00
444268	Vendor Continued Check	06/25/2018	0.00
444269	GREEN RIVER COMMUNITY COLLEGE	06/25/2018	9,466.97
444270	HAINES, JAMES SR	06/25/2018	370.16
444271	HEALTH CARE AUTHORITY DIVISION	06/25/2018	8,332.57
444272	HEALTH VENTURE	06/25/2018	1,968.75
444273	HENDERSON, ERIC	06/25/2018	57.59
444274	HOBART SERVICE	06/25/2018	419.21
444275	HOBBS, TAMARA	06/25/2018	10.00
444276	IMAGE MASTERS INC	06/25/2018	1,189.38
444277	INTERMOUNTAIN LOCK & SECURITY	06/25/2018	1,107.13
444278	INTERNATIONAL RESCUE COMMITTEE	06/25/2018	9,000.00
444279	JACKSON, KENDIE L	06/25/2018	392.40
444280	JENKINS PIPELINE SERVICES LLC	06/25/2018	10,149.07
444281	JOSTENS	06/25/2018	981.75
444282	JW PEPPER & SON INC	06/25/2018	39.55
444283	KARLOW, JADE MONIQUE	06/25/2018	11.00
444284	KIM, SEUNGHEA	06/25/2018	79.00
444285	KING COUNTY DIRECTORS ASSN	06/25/2018	1,848.00
444286	KINZEL, SHARON	06/25/2018	18.00
444287	KORNEY BOARD AIDS INC	06/25/2018	339.90
444288	LAKE RETREAT CAMP & CONF CTR	06/25/2018	7,524.00
444289	LAKESHORE LEARNING MATERIALS	06/25/2018	5,311.09
444290	LEAPS FORWARD LLC	06/25/2018	799.10

Check Nbr	Vendor Name	Check Date	Check Amount
444291	LINDA DARLING CONSULTING LLC	06/25/2018	6,500.00
444292	LOOMIS	06/25/2018	432.40
444293	MARION, JERRY L	06/25/2018	31.36
444294	MAXIM STAFFING SOLUTIONS	06/25/2018	14,943.75
444295	MICRO COMPUTER SYSTEMS INC	06/25/2018	8,037.70
444296	MILLER, NATRICHA	06/25/2018	132.44
444297	MOBY MAX LLC	06/25/2018	1,745.00
444298	MSC INDUSTRIAL SUPPLY CO	06/25/2018	1,055.44
444299	MUSIC & ARTS CENTER	06/25/2018	963.33
444300	NEAL, SYLVESTER	06/25/2018	283.80
444301	NEXUS YOUTH AND FAMILIES	06/25/2018	10,836.23
444302	NW BATTERIES	06/25/2018	178.20
444303	NW HANDLING SYSTEMS INC	06/25/2018	132.83
444304	NW SCHOOL FOR DEAF & HARD OF H	06/25/2018	4,360.00
444305	NW TECHNICAL PRODUCTS INC	06/25/2018	841.51
444306	OETC	06/25/2018	416.44
444307	Vendor Continued Check	06/25/2018	0.00
444308	OFFICE DEPOT INC ACCT#8011 073	06/25/2018	5,911.71
444309	ORCA PACIFIC INC	06/25/2018	759.07
444310	ORIENTAL TRADING CO INC	06/25/2018	98.73
444311	OSPI CHILD NUTRITION SERV	06/25/2018	112.20
444312	OVERLAKE HOSPITAL MEDICAL CENT	06/25/2018	12,914.00
444313	PACIFIC INTERPRETERS INC	06/25/2018	1,228.86
444314	PACIFIC SUPPORT SYSTEMS INC	06/25/2018	3,823.78
444315	PATTERSON BUCHANAN FOBES & LEI	06/25/2018	2,140.00

Check Nbr	Vendor Name	Check Date	Check Amount
444316	PEARSON CLINICAL ASSESSMENTS	06/25/2018	1,356.28
444317	PETRO CARD	06/25/2018	31,105.26
444318	PHONAK LLC	06/25/2018	1,788.99
444319	PINDER, CANDICE S	06/25/2018	7.00
444320	PITNEY BOWES INC	06/25/2018	172.43
444321	PLANK ROAD PUBLISHING INC	06/25/2018	192.86
444322	POORE, BRIAN RUSSELL	06/25/2018	4.00
444323	PRAGMATYXS	06/25/2018	535.15
444324	PRECISION EXAMS LLC	06/25/2018	1,840.00
444325	PRIEST, KARI JEAN	06/25/2018	16.47
444326	PRINCETON HEALTH PRESS	06/25/2018	6,600.00
444327	PUGET SOUND ENERGY ELECTRIC	06/25/2018	77,731.94
444328	PUGET SOUND ENERGY NAT GAS	06/25/2018	448.60
444329	PUGET SOUND EDUCATIONAL SERVIC	06/25/2018	22,436.00
444330	PUYALLUP SCHOOL DIST	06/25/2018	1,627.00
444331	QUALITY FENCE BUILDERS INC	06/25/2018	474.00
444332	RANDOLPH, LANESHIA	06/25/2018	383.57
444333	REALLY GREAT READING COMPANY L	06/25/2018	183.94
444334	REES, JOHN D	06/25/2018	29.48
444335	REINEMER, GENNIE C	06/25/2018	90.00
444336	RIDDELL ALL AMERICAN SPORTS CO	06/25/2018	17,079.64
444337	ROCKSTAR RECRUITING DBA STAFF	06/25/2018	4,200.00
444338	RODDA PAINT CO	06/25/2018	668.02
444339	SCHETKY NW SALES INC	06/25/2018	1,520.94
444340	SELWAY MACHINE TOOL COMPANY IN	06/25/2018	776.90

Check Nbr	Vendor Name	Check Date	Check Amount
444341	SITEONE LANDSCAPE SUPPLY LLC	06/25/2018	109.88
444342	SKILLSUSA OF WASHINGTON	06/25/2018	575.00
444343	SKYWAY CUSTOM TRANSPORT	06/25/2018	297.00
444344	SMARSH INC	06/25/2018	172.50
444345	SOUND DISCIPLINE	06/25/2018	1,200.00
444346	SOUND ELECTRONICS	06/25/2018	1,648.79
444347	SOUND PUBLISHING INC	06/25/2018	82.88
444348	SPECIALTY FOREST PRODUCTS INC	06/25/2018	40.81
444349	SPECTRUM SIGN COMPANY	06/25/2018	1,118.00
444350	SPEEDY AUTO GLASS INC	06/25/2018	210.00
444351	STATE AUDITOR'S OFFICE LEGIS B	06/25/2018	2,883.62
444352	STERICYCLE WASTE SERVICES	06/25/2018	10.36
444353	SUNBURST DIGITAL INC	06/25/2018	229.95
444354	SUPPLYWORKS INTERLINE BRANDS	06/25/2018	139.72
444355	SOUTHWEST STRINGS	06/25/2018	1,476.07
444356	TACOMA SCREW PRODUCTS INC	06/25/2018	786.07
444357	TECHNOLOGY STUDENT ASSOCIATION	06/25/2018	6,382.00
444358	TED BROWN MUSIC COMPANY	06/25/2018	540.51
444359	TELDATA SYSTEMS INC	06/25/2018	3,377.61
444360	TENNISON, MONIQUE	06/25/2018	556.45
444361	TH DESIGNS	06/25/2018	774.40
444362	THERAPY SHOPPE INC	06/25/2018	54.45
444363	THERMAL SUPPLY INC	06/25/2018	72.25
444364	THYSSENKRUPP ELEVATOR CORP	06/25/2018	524.71
444365	TIME EQUIPMENT COMPANY	06/25/2018	744.59

Check Nbr	Vendor Name	Check Date	Check Amount
444366	TOTAL FILTRATION SERVICES INC	06/25/2018	3,276.11
444367	UNIFIRST CORPORATION	06/25/2018	398.34
444368	UNIVERSAL ATHLETIC SERVICE INC	06/25/2018	341.75
444369	UNIVERSITY PLACE SCHOOL DISTRI	06/25/2018	1,300.10
444370	USA MOBILITY WIRELESS INC	06/25/2018	343.96
444371	VALLEY COMMUNICATIONS CENTER	06/25/2018	120.00
444372	VALLEY ELECTRIC CO OF MT VERNO	06/25/2018	2,468.00
444373	WALKER, ANNETTE	06/25/2018	294.08
444374	WASH ASSN FOR LANGUAGE TEACHIN	06/25/2018	2,275.00
444375	WASH CEDAR & SUPPLY CO	06/25/2018	13.64
444376	WASH SCHOOLS RISK MGMT POOL MS	06/25/2018	284,006.00
444377	WAYNES ROOFING INC	06/25/2018	9,105.25
444378	WESTERN EXTERMINATOR CO	06/25/2018	165.00
444379	WHITE RIVER VALLEY MUSEUM	06/25/2018	540.00
444380	WILBUR ELLIS COMPANY LLC	06/25/2018	185.35
444381	WSIPC NW ESD FISCAL AGENT	06/25/2018	25,929.70
444382	YMCA OF GREATER SEATTLE BILLIN	06/25/2018	440.00
444383	BLRB ARCHITECTS PS	06/25/2018	142,460.68
444384	GENERAL MECHANICAL INC	06/25/2018	2,291.73
444385	GENOTHEN HOLDINGS LLC	06/25/2018	1,188.95
444386	GOVCONNECTION INC	06/25/2018	755.81
444387	HISTORICAL RESEARCH ASSOCIATES	06/25/2018	1,230.03
444388	INSLEE BEST DOEZIE & RYDER PS	06/25/2018	12,420.75
444389	IPEVO INC	06/25/2018	188.10
444390	KING COUNTY DIRECTORS ASSN	06/25/2018	16,185.89

Check Nbr	Vendor Name	Check Date	Check Amount
444391	Vendor Continued Check	06/25/2018	0.00
444392	MICRO COMPUTER SYSTEMS INC	06/25/2018	844,884.70
444393	NAC ARCHITECTURE INC	06/25/2018	26,408.59
444394	OFFICE DEPOT INC ACCT#8011 073	06/25/2018	47.31
444395	PAC VAN INC	06/25/2018	83.88
444396	RAEDEKE ASSOCIATES INC	06/25/2018	1,566.88
444397	SHANNON & WILSON INC	06/25/2018	12,684.13
444398	SHOCKEY PLANNING GROUP INC	06/25/2018	6,601.34
444399	SITELINES PARK & PLAYGROUND	06/25/2018	160.00
444400	TECHNOLOGY EXPRESS	06/25/2018	1,227.60
444401	WELSH COMMISSIONING GROUPS INC	06/25/2018	4,016.00
444402	ALI, NADIA	06/25/2018	10.00
444403	AUBURN FOOD BANK	06/25/2018	106.75
444404	AUBURN SCHOOL DIST 408 **	06/25/2018	13,440.69
444405	Vendor Continued Check	06/25/2018	0.00
444406	AUTOZONE PARTS INC	06/25/2018	13.41
444407	AVILA, NICHOLE E.E.	06/25/2018	10.00
444408	AWARDS SERVICE INC	06/25/2018	317.65
444409	BELLAIR CHARTERS	06/25/2018	2,955.34
444410	BENNATTS, KRISTA	06/25/2018	10.00
444411	BLUM, DANA	06/25/2018	15.00
444412	BOUCHARD-WOODS, TINA	06/25/2018	10.00
444413	BROCKAMP, JAMIE	06/25/2018	20.00
444414	BROWN, JUANITA O	06/25/2018	20.00
444415	BURKE, KATIE	06/25/2018	10.00

Check Nbr	Vendor Name	Check Date	Check Amount
444416	BUST A MOVE DJ	06/25/2018	500.00
444417	BUTLER, BUFFY	06/25/2018	10.00
444418	BYRD, KRISTI K	06/25/2018	10.00
444419	CAYS, FELICHIA	06/25/2018	20.00
444420	CHAD DOWLING PRODUCTIONS	06/25/2018	620.00
444421	CHAFE, JESSICA	06/25/2018	10.00
444422	CHASE, FAUSTINA M	06/25/2018	10.00
444423	Vendor Continued Check	06/25/2018	0.00
444424	COSTCO BUSINESS CENTER	06/25/2018	3,681.62
444425	DAYLEY, KIMBERLY KAY	06/25/2018	10.00
444426	DE LOS SANTOS, RYJIL	06/25/2018	10.00
444427	DECARTERET DESIGNS LLC	06/25/2018	666.00
444428	DEHAN, COLE ANTHONY	06/25/2018	10.00
444429	DILLARD, SARAH	06/25/2018	20.00
444430	DUFFY, SHANNON C	06/25/2018	10.00
444431	Vendor Continued Check	06/25/2018	0.00
444432	EK BEVERAGE COMPANY	06/25/2018	841.00
444433	ENNEVER, NADINE KA	06/25/2018	20.00
444434	ESTEBAN, AILEEN	06/25/2018	10.00
444435	FLOWER, CHEYANNA	06/25/2018	10.00
444436	FOUCHER, SUSAN L	06/25/2018	20.00
444437	GAFFNEY, STEVEN	06/25/2018	20.00
444438	GALLO, AMANDA	06/25/2018	10.00
444439	GOCHEFF, VICTORIA	06/25/2018	20.00
444440	GREEN RIVER MUSIC EDUCATORS AS	06/25/2018	170.00

Check Nbr	Vendor Name	Check Date	Check Amount
444441	UITON, SANDRA	06/25/2018	10.00
444442	HAMELL, KIM	06/25/2018	10.00
444443	HANSON, ERIKA	06/25/2018	20.00
444444	HAWKINS, STACY	06/25/2018	75.00
444445	HENRY, JEANNA	06/25/2018	10.00
444446	HERNANDEZ, CELIA	06/25/2018	10.00
444447	HILDERBRAND, SHERI	06/25/2018	20.00
444448	HOPE, KATHRYN	06/25/2018	20.00
444449	HUETHER, LORENA	06/25/2018	20.00
444450	HUIZAR, KARLA	06/25/2018	10.00
444451	ILLUSION LLC	06/25/2018	349.00
444452	ILWACO WRESTLING FEDERATION	06/25/2018	400.00
444453	IMAGE MASTERS INC	06/25/2018	236.50
444454	IOIMO, TIFFANY B	06/25/2018	10.00
444455	JONES, JENELLE MARIE	06/25/2018	20.00
444456	JOSS, KIMBERLEE	06/25/2018	10.00
444457	JOSTENS INC	06/25/2018	9.55
444458	KAUR, JASWINDER	06/25/2018	10.00
444459	KING COUNTY DIRECTORS ASSN	06/25/2018	241.36
444460	KIWANIS CLUB OF THE VALLEY	06/25/2018	400.00
444461	LOPEZ, LAURA	06/25/2018	10.00
444462	MAI, VAN	06/25/2018	20.00
444463	MERRY MAKERS INC	06/25/2018	2,112.82
444464	MORGAN, CHRISTI L	06/25/2018	100.00
444465	MOUNT SI HIGH SCHOOL	06/25/2018	125.00

Check Nbr	Vendor Name	Check Date	Check Amount
444466	NATH, ASHNIKA ASHMINTA	06/25/2018	55.00
444467	NATION IMPRINT	06/25/2018	1,844.90
444468	OLSON, MARYA E	06/25/2018	10.00
444469	OUTHOUSE SCREENPRINTING	06/25/2018	83.60
444470	PACIFIC WELDING SUPPLIES	06/25/2018	85.80
444471	PFUTZNER, SOPHIE	06/25/2018	20.00
444472	PRICE, SHAMECCA	06/25/2018	10.00
444473	RAMEY, RACHAEL L	06/25/2018	30.00
444474	RAY, DAVINIA	06/25/2018	10.00
444475	REHON GREENHOUSE	06/25/2018	1,785.40
444476	RINGER, SANDY	06/25/2018	100.00
444477	ROBINSON, MATTHEW GREGG	06/25/2018	250.00
444478	RODRIGUEZ, CARLEEN M	06/25/2018	10.00
444479	RODRICKS, SUMAN	06/25/2018	10.00
444480	ROGERS, MEREDITH M	06/25/2018	30.00
444481	ROMERO, SAIRA	06/25/2018	300.00
444482	ROTTER, STEPHANIE	06/25/2018	10.00
444483	RUTLEDGE, KARI	06/25/2018	10.00
444484	SANDHU, HARJIT	06/25/2018	10.00
444485	SAVILLE, ROBIN M	06/25/2018	320.00
444486	SCHOLASTIC BOOK FAIRS 13	06/25/2018	1,930.83
444487	SECREST, AMANDA J	06/25/2018	20.00
444488	SHAHAN, SHERYL	06/25/2018	20.00
444489	SHARMA, SHALINI	06/25/2018	10.00
444490	SINGER, CYNTHIA MARIE	06/25/2018	10.00

Check Nbr	Vendor Name	Check Date	Check Amount
444491	SINGH, SHADNA	06/25/2018	10.00
444492	SPECIALTY FROZEN DISTIBUTING	06/25/2018	100.00
444493	TAYLOR PUBLISHING COMPANY	06/25/2018	4,991.68
444494	THORBJORNSSEN, YELENA	06/25/2018	10.00
444495	TOLENTINO, KRISTI	06/25/2018	20.00
444496	TUGGEY, DENISE	06/25/2018	10.00
444497	UNIFIED SHITO-RYU ACADEMY	06/25/2018	100.00
444498	VAZQUEZ GONZALES, ROSALBA	06/25/2018	10.00
444499	WALKER, CATHERINE	06/25/2018	10.00
444500	WASH ASSN OF SCHOOL BUSINESS O	06/25/2018	200.00
444501	WASH FLORAL SERVICE INC	06/25/2018	166.62
444502	WEST COAST AWARDS & ATHLETICS	06/25/2018	80.04
444503	WEST, KARLENE M	06/25/2018	10.00
444504	WHITE, DEANNA L	06/25/2018	20.00
444505	WILHELM, DEMIA	06/25/2018	20.00
444506	WILKINSON, KIM	06/25/2018	10.00
444507	WILLIAMS, TRACI	06/25/2018	10.00
444508	WOLFE, JENNIFER	06/25/2018	10.00
444509	YI, SONGSON	06/25/2018	10.00
444510	YOUNG, DONNA LILLIE	06/25/2018	20.00
444511	ZARAGOZA, LETITIA	06/25/2018	30.00
444512	ZIMMERMAN, ANGELA S	06/25/2018	20.00
444513	ZUCATI, REBECCA JANE	06/25/2018	10.00
444514	ABDI, NAJMA AND UNIVERSITY OF	06/25/2018	2,450.00
444515	ALMAGUER, GILLIAN AND WASHINGT	06/25/2018	1,000.00

Check Nbr	Vendor Name	Check Date	Check Amount
444516	ANDERSON, CHRISTINE AND CENTER	06/25/2018	300.00
444517	AREF, SOLEN AND PACIFIC LUTHER	06/25/2018	725.00
444518	AUBURN HIGH SCHOOL	06/25/2018	50.00
444519	AUBURN SCHOOL DIST CHILD NUTR*	06/25/2018	19,839.01
444520	AZUR, JULIAN AND UNIVERSITY OF	06/25/2018	500.00
444521	BAGBY, MILANAH AND WASHINGTON	06/25/2018	2,300.00
444522	BAKER, AARON AND UNIVERSITY OF	06/25/2018	500.00
444523	BATES, KYLE AND UNITED STATES	06/25/2018	100.00
444524	BAYLEY, AUBRIE AND GREEN RIVER	06/25/2018	900.00
444525	BERRY, COLTON AND WASHINGTON S	06/25/2018	200.00
444526	BRANK, DILLON AND UNIVERSITY O	06/25/2018	500.00
444527	BROWN, JASON AND NORTHWEST UNI	06/25/2018	1,600.00
444528	BUELL, BRADEN AND CENTRAL WASH	06/25/2018	1,000.00
444529	BURNS, CALVIN AND COLLEGE OF T	06/25/2018	3,500.00
444530	BUSTAMANTE, DIANA AND SEATTLE	06/25/2018	750.00
444531	BYORICK, HAYDEN AND CENTRAL AR	06/25/2018	350.00
444532	CARTER, SYDNEY AND UNIVERSITY	06/25/2018	1,250.00
444533	CASAS, BERENICE AND SEATTLE PA	06/25/2018	500.00
444534	CASCADE M S	06/25/2018	30.00
444535	CEGIELSKI, VICTORIA AND UNIV O	06/25/2018	1,300.00
444536	CHAFETZ, MATTI AND GREEN RIVER	06/25/2018	200.00
444537	CHASE, JUSTIN AND PACIFIC LUTH	06/25/2018	100.00
444538	COLEMAN, MELANIE AND NORTHERN	06/25/2018	250.00
444539	COOKSTON, EMILY AND GRAND CANY	06/25/2018	1,225.00
444540	COOPER, KATELYN AND WESTERN ST	06/25/2018	900.00

Check Nbr	Vendor Name	Check Date	Check Amount
444541	COSTA, MICAH AND CHRIST FOR TH	06/25/2018	500.00
444542	COWAN, CHARLES AND PUGET SOUND	06/25/2018	1,000.00
444543	COX, KIRA AND CENTRAL WASHINGT	06/25/2018	300.00
444544	CROWELL, JACOB AND UNIVERSITY	06/25/2018	500.00
444545	DALFREY, DAWSON AND WASHINGTON	06/25/2018	500.00
444546	DANG, JASMINE AND GONZAGA UNIV	06/25/2018	100.00
444547	DAUGHERTY, RYLEE AND GREEN RIV	06/25/2018	500.00
444548	DAVIS, SARAH AND PACIFIC LUTHE	06/25/2018	2,500.00
444549	DE ANDA, ARIANA AND SEATTLE PA	06/25/2018	500.00
444550	DE LA MORA, JAIRO AND UINVERSI	06/25/2018	1,000.00
444551	DEDIOS, ERIKA AND UNIVERSITY O	06/25/2018	600.00
444552	DENSON, TANNER AND WESTERN WAS	06/25/2018	1,000.00
444553	DUNNE, RILEY AND SOUTH DAKOTA	06/25/2018	400.00
444554	ENGLISH, ABRAM AND GREEN RIVER	06/25/2018	750.00
444555	FARIA, RACHEL AND UNIV OF NORT	06/25/2018	500.00
444556	FISCHER, ANDREW AND UNIVERSITY	06/25/2018	1,100.00
444557	GREEN, PRESTON AND TACOMA COMM	06/25/2018	400.00
444558	HALFORD, JAMES AND GREEN RIVER	06/25/2018	4,100.00
444559	HANSON, TAYLOR AND UNIVERSITY	06/25/2018	1,100.00
444560	HARLAN, ALEXANDER AND UNIVERSI	06/25/2018	1,200.00
444561	HAWS, DAELYN AND UNIVERSITY OF	06/25/2018	500.00
444562	HEILBORN, CALLEY AND WESTERN W	06/25/2018	3,000.00
444563	HERNANDEZ-MICHEL, ALBERTO AND	06/25/2018	500.00
444564	HERNANDEZ-OCAMPO, CECELIA AND	06/25/2018	250.00
444565	HESS, RYAN AND UNIVERSITY OF N	06/25/2018	500.00

Check Nbr	Vendor Name	Check Date	Check Amount
444566	HILDERBRAND, AUTUMN AND GRAND	06/25/2018	200.00
444567	HO, ANDY AND SEATTLE UNIVERSITY	06/25/2018	750.00
444568	HOPE, LILY AND PIERCE COLLEGE	06/25/2018	500.00
444569	HORNE, KIRAH AND CENTRAL WASHI	06/25/2018	500.00
444570	HOSKINS, JESSI AND WASHINGTON	06/25/2018	1,000.00
444571	HUNSAKER, HALEY SUE AND GREEN	06/25/2018	2,600.00
444572	IMMEL, GRETCHEN AND GREEN RIVE	06/25/2018	500.00
444573	JARBAH, BLESSING AND HIGHLINE	06/25/2018	1,000.00
444574	JEONG, SEONGWUK AND ULCA	06/25/2018	100.00
444575	JOHNSTON, JAMES AND GREEN RIVE	06/25/2018	500.00
444576	JONES, WILLIAM AND WESTERN WA	06/25/2018	1,000.00
444577	JORBON, JOCELYNA AND GREEN RIV	06/25/2018	500.00
444578	KELLOW, LAURA AND WASHINGTON S	06/25/2018	500.00
444579	KERBS, LEAH AND WESTERN WASHIN	06/25/2018	600.00
444580	KIM, JENNIFER AND UNIVERSITY O	06/25/2018	100.00
444581	KLUDSIKOFISKY, JACOB AND MONTAN	06/25/2018	2,650.00
444582	KUEMPER, KENZI AND EASTERN WAS	06/25/2018	500.00
444583	LACEY, QUINN AND GEORGE FOX UN	06/25/2018	725.00
444584	LACHMUND, ABIGAIL AND GREEN RI	06/25/2018	2,500.00
444585	LARSON, TANNAR AND GRAND CANYO	06/25/2018	400.00
444586	LAUNIUVAO, BRITTANY AND WESTER	06/25/2018	500.00
444587	LAYACAN, JORDAN AND UNIVERSITY	06/25/2018	450.00
444588	LAYSON, ALEXANDER AND WASHINGT	06/25/2018	650.00
444589	LAYSON, BENJAMIN AND WASHINGTO	06/25/2018	100.00
444590	LEMUS-COLON, EVANGELY AND GREE	06/25/2018	500.00

Check Nbr	Vendor Name	Check Date	Check Amount
444591	LEWIS, WYATT AND CENTRAL WASHI	06/25/2018	500.00
444592	LUIS LOPEZ-SALINAS, AND GREEN	06/25/2018	500.00
444593	MADRIGAL, ANDRES AND COLORADO	06/25/2018	500.00
444594	MANN, HARPRETT AND UNIVERSITY	06/25/2018	750.00
444595	MARACICH, ANNA AND WESTERN WAS	06/25/2018	1,000.00
444596	MARZAN, MAUREEN AND GREEN RIVE	06/25/2018	500.00
444597	MASCHMEDT, JAKE AND UNIVERSITY	06/25/2018	500.00
444598	MAURUS, HARRISON AND UNIVERSIT	06/25/2018	500.00
444599	MAYERS, HANNAH AND WASHINGTON	06/25/2018	500.00
444600	MCCLOSKEY, CAITLYN AND WASHING	06/25/2018	750.00
444601	MCHUGH, JOHN AND GREEN RIVER C	06/25/2018	2,000.00
444602	MEDINA, CONRAD AND UNIV. OF NO	06/25/2018	150.00
444603	MEDINA, ESTEBAN AND GREEN RIVE	06/25/2018	250.00
444604	MEHL, RILEY AND UNIVERSITY OF	06/25/2018	500.00
444605	MIDDLEBROOKS, JAKOB AND EMBRY-	06/25/2018	400.00
444606	MIESNER, JILLIAN AND WASHINGTO	06/25/2018	1,250.00
444607	MILIAN, ALEJANDRO AND GREEN RI	06/25/2018	1,000.00
444608	MILLER, TRENT AND GRAND CANYON	06/25/2018	400.00
444609	MORDO, WENDY AND GRAND CANYON	06/25/2018	100.00
444610	MT BAKER M S	06/25/2018	345.00
444611	MURPHY, CHASE AND CONCORDIA UN	06/25/2018	1,800.00
444612	MURRAY, EMMA AND EASTERN WA UN	06/25/2018	1,000.00
444613	NATH, ASHNIKA AND UNIVERSITY O	06/25/2018	500.00
444614	NEU, STEPHANIE AND ELON UNIVER	06/25/2018	1,000.00
444615	OEHLER, AIDAN AND WASHINGTON S	06/25/2018	1,100.00

Check Nbr	Vendor Name	Check Date	Check Amount
444616	OLIVER, COHL AND WASHINGTON ST	06/25/2018	500.00
444617	OLYMPIC M S	06/25/2018	50.00
444618	PEOPLES, ANNA AND BLUESTONE AC	06/25/2018	500.00
444619	PHAN, DAVID AND UNIVERSITY OF	06/25/2018	3,500.00
444620	POMERINKE, DARIANNA AND GREEN	06/25/2018	1,000.00
444621	POTTER, DAVIN AND COLLEGE OF E	06/25/2018	250.00
444622	PRETZ, COLBY AND UNIVERSITY OF	06/25/2018	2,000.00
444623	REDELF, ZACHARY AND WASHINGTON	06/25/2018	500.00
444624	RICHARDS, JONATHON AND PIERCE	06/25/2018	1,500.00
444625	RIEHL, AUSTIN AND HIGHLINE COM	06/25/2018	500.00
444626	RIEL, MARY AND GREEN RIVER COL	06/25/2018	500.00
444627	RIVAS-MADORA, DAVID AND WASHIN	06/25/2018	500.00
444628	ROMERO, LYNSEY AND GONZAGA UNI	06/25/2018	500.00
444629	RUBIO SANCHEZ, ANDREA AND WEST	06/25/2018	1,250.00
444630	RUMRILL, JESSICA AND GRAND CAN	06/25/2018	500.00
444631	RYDBERG, BRANDON AND BATES TEC	06/25/2018	100.00
444632	SAAVEDRA, SARAH AND PACIFIC LU	06/25/2018	1,000.00
444633	SANTIANO, CLARISSA AND UNIVERS	06/25/2018	500.00
444634	SAUNDERS,ASHLEY AND CENTRAL WA	06/25/2018	500.00
444635	SCOTT, MEGHAN AND THE ART INST	06/25/2018	600.00
444636	SECHLER, MARK AND CENTRAL WASH	06/25/2018	350.00
444637	SEEHAFFER, CARTER AND WASHINGTO	06/25/2018	1,000.00
444638	SEHLBACH, MADELEINE AND NORTHE	06/25/2018	500.00
444639	SEMONES, HALEIGH AND PIERCE CO	06/25/2018	500.00
444640	SETERA, KATHERINE AND BOISE ST	06/25/2018	1,100.00

Check Nbr	Vendor Name	Check Date	Check Amount
444641	SHCHERBINA, DAVID AND GREEN RI	06/25/2018	500.00
444642	SHELDON, CLARK AND GRAND CANYO	06/25/2018	925.00
444643	SHIRLEY, MADELINE AND BOISE ST	06/25/2018	300.00
444644	SIHARATH, ARIEL AND BELLEVUE C	06/25/2018	500.00
444645	SMITH, HARMONY AND UNIVERSITY	06/25/2018	500.00
444646	SPRAY, DANIEL AND UNIVERSITY O	06/25/2018	1,000.00
444647	STEEN, MATTHEW AND GREEN RIVER	06/25/2018	150.00
444648	STELZER, JONATHAN AND GREEN RI	06/25/2018	500.00
444649	STRICKLAND, SCOTTY AND UNIV. O	06/25/2018	600.00
444650	SUGI, ALEX AND CROWN COLLEGE	06/25/2018	500.00
444651	SULEWSKI, TRUMAN AND UNIVERSIT	06/25/2018	250.00
444652	TANG, EMILY AND UNIVERSITY OF	06/25/2018	500.00
444653	TARSI, EMMA AND UTAH VALLEY UN	06/25/2018	500.00
444654	TATE, ALEXANDRIA AND WASHINGTO	06/25/2018	700.00
444655	TENNER, AARON AND SAN DIEGO ST	06/25/2018	950.00
444656	TESCH, BRADY AND MONTANA STATE	06/25/2018	1,600.00
444657	THACKERAY, STELLSIE AND HIGHLI	06/25/2018	400.00
444658	THAREEK, NYIBOL AND EASTERN WA	06/25/2018	2,500.00
444659	THAREEK, REBECCA AND EASTERN W	06/25/2018	600.00
444660	THOMPSON, CHRISTINA AND CENTRA	06/25/2018	500.00
444661	TIERNEY, CODY AND CENTRAL WASH	06/25/2018	500.00
444662	TIPTON, GENEVIEVE AND SEATTLE	06/25/2018	600.00
444663	TONG, COLBY AND UNIVERSITY OF	06/25/2018	3,500.00
444664	TORAK, SAYED AND GREEN RIVER C	06/25/2018	1,000.00
444665	UCLARAY, RAVEN AND COLLEGE OF	06/25/2018	1,000.00

Check Nbr	Vendor Name	Check Date	Check Amount
444666	VALDEZ, ERIK AND UNIVERSITY OF	06/25/2018	800.00
444667	VAZQUEZ, JESSICA AND GONZAGA U	06/25/2018	1,000.00
444668	VEAL, MYLES AND UNIVERSITY OF	06/25/2018	500.00
444669	VITAL, JAIMIE AND SEATTLE UNIV	06/25/2018	500.00
444670	WATLING, EMILY AND COLORADO CH	06/25/2018	900.00
444671	WEIDENBACH, HANNAH AND PACIFIC	06/25/2018	500.00
444672	WESSEL, ROBIN AND PACIFIC LUTH	06/25/2018	800.00
444673	WEST AUBURN HIGH SCHOOL	06/25/2018	171.00
444674	WHARTON, HAILEY AND PACIFIC LU	06/25/2018	500.00
444675	WICKLUND, SEAN AND PERRY TECHN	06/25/2018	1,000.00
444676	WILLIAMS, ANNA AND SEATTLE CEN	06/25/2018	250.00
444677	WILLIAMS, DUSTIN AND CENTRAL W	06/25/2018	3,000.00
444678	WILLIAMS, JAKE AND UNIVERSITY	06/25/2018	500.00
444679	WILLIAMS, NATALIE AND WASHINGT	06/25/2018	1,700.00
444680	WILLINGHAM, ALLYSSA AND GREEN	06/25/2018	150.00
444681	ZENDEJAS, MICHAEL AND PURDUE U	06/25/2018	750.00
483	Computer	Check(s) For a Total of	2,128,678.15

0	Manual	Checks For a Total of	0.00
0	Wire Transfer	Checks For a Total of	0.00
0	ACH	Checks For a Total of	0.00
483	Computer	Checks For a Total of	2,128,678.15
Total For 483	Manual, Wire Tran, ACH & Computer	Checks	2,128,678.15
Less 0	Voided	Checks For a Total of	0.00
		Net Amount	2,128,678.15

## F U N D S U M M A R Y

Fund	Description	Balance Sheet	Revenue	Expense	Total
10	General Fund	6,778.50	1,097.23	849,604.48	857,480.21
20	Capital Projects	-18.81	0.00	1,074,421.18	1,074,402.37
40	ASB Fund	0.00	1,515.00	39,245.56	40,760.56
70	Private Purpose	0.00	0.00	156,035.01	156,035.01

The following vouchers, as audited and certified by the Auditing Officer as required by RCW 42.24.080, and those expense reimbursement claims certified as required by RCW 42.24.090, are approved for payment. Those payments have been recorded on this listing which has been made available to the board.

As of June 25, 2018, the board, by a \_\_\_\_\_ vote, approves payments, totaling \$160,053.16. The payments are further identified in this document.

Total by Payment Type for Cash Account, US Bank Wire Transfers:  
Wire Transfer Payments 201700508 through 201700536, totaling \$160,053.16

Secretary _____	Board Member _____
Board Member _____	Board Member _____
Board Member _____	Board Member _____

Check Nbr	Vendor Name	Check Date	Check Amount
201700508	BELLAIR CHARTERS	06/25/2018	1,429.00
201700509	GOSNEY MOTOR PARTS INC	06/25/2018	1,275.40
201700511	KING COUNTY DIRECTORS ASSN	06/25/2018	4,518.45
201700512	BRIDGESTONE AMERICAS TIRE OPER	06/25/2018	1,298.74
201700513	STAPLES BUSINESS ADVANTAGE	06/25/2018	9,485.93
201700522	KONICA MINOLTA BUSINESS SOLUTI	06/25/2018	68,430.19
201700523	FERGUSON ENTERPRISES INC #3007	06/25/2018	1,118.99
201700524	REPUBLIC SERVICES #176	06/25/2018	3,369.31
201700525	WASTE MANAGEMENT RECYCLE COMPA	06/25/2018	66.00
201700526	WATER DISTRICT #111	06/25/2018	1,883.03
201700527	SOOS CREEK WATER & SEWER DISTR	06/25/2018	3,206.34
201700528	CENTURY LINK	06/25/2018	10,292.76
201700529	CITY OF AUBURN UTILITIES	06/25/2018	44,742.90
201700530	DK CUSTOM INK	06/25/2018	400.00
201700531	ES FUNDRAISING ~ BACUBA LLC	06/25/2018	1,200.00
201700532	FOODZ CATERING INC	06/25/2018	2,009.57
201700533	MUSEUM OF HISTORY & INDUSTRY	06/25/2018	-980.00

Check Nbr	Vendor Name	Check Date	Check Amount
201700534	VARSAITY	06/25/2018	4,906.55
201700535	DK CUSTOM INK	06/25/2018	1,320.00
201700536	DK CUSTOM INK	06/25/2018	80.00
20 Wire Transfer Check(s) For a Total of			160,053.16

0	Manual	Checks For a Total of	0.00
20	Wire Transfer	Checks For a Total of	160,053.16
0	ACH	Checks For a Total of	0.00
0	Computer	Checks For a Total of	0.00
Total For 20	Manual, Wire Tran, ACH & Computer	Checks	160,053.16
Less 0	Voided	Checks For a Total of	0.00
		Net Amount	160,053.16

## F U N D S U M M A R Y

Fund	Description	Balance Sheet	Revenue	Expense	Total
10	General Fund	12,404.83	0.00	138,712.21	151,117.04
40	ASB Fund	0.00	0.00	8,936.12	8,936.12

The following vouchers, as audited and certified by the Auditing Officer as required by RCW 42.24.080, and those expense reimbursement claims certified as required by RCW 42.24.090, are approved for payment. Those payments have been recorded on this listing which has been made available to the board.

As of June 25, 2018, the board, by a \_\_\_\_\_ vote, approves payments, totaling \$282,033.00. The payments are further identified in this document.

Total by Payment Type for Cash Account, AP Direct Dep Settlement Accou:  
ACH Numbers 171802708 through 171802868, totaling \$282,033.00

Secretary _____	Board Member _____
Board Member _____	Board Member _____
Board Member _____	Board Member _____

Check Nbr	Vendor Name	Check Date	Check Amount
171802708	ALEXANDER, BRANDY L	06/25/2018	2,387.91
171802709	ALLEN, NATALIE LYNN	06/25/2018	65.68
171802710	AMADO, SONIA	06/25/2018	21.26
171802711	Vendor Continued Check	06/25/2018	0.00
171802712	Vendor Continued Check	06/25/2018	0.00
171802713	Vendor Continued Check	06/25/2018	0.00
171802714	Vendor Continued Check	06/25/2018	0.00
171802715	AMAZON CAPITAL SERVICES INC	06/25/2018	7,622.14
171802716	ANDERSON, JENNIFER ANNE	06/25/2018	41.08
171802717	AUBERT, DOUGLAS JAMES	06/25/2018	321.55
171802718	AUBURN SCHOOL DIST REVOLVING F	06/25/2018	1,052.50
171802719	BARALDI, SARAH HELEN	06/25/2018	75.00
171802720	BARIL, TYLER SCOTT	06/25/2018	148.84
171802721	BARKER, CAROL JEAN	06/25/2018	28.18
171802722	BATES, VICKI	06/25/2018	7.00
171802723	BELLINGER, TRENECSIA NACOL	06/25/2018	1,000.00
171802724	BERGER, MARIE L	06/25/2018	39.19

Check Nbr	Vendor Name	Check Date	Check Amount
171802725	BLANSFIELD, CYNTHIA RENEE	06/25/2018	27.81
171802726	BONHAM, KELSEY LEE	06/25/2018	33.88
171802727	BOTKIN, BRENT STUART	06/25/2018	200.00
171802728	BOYD, ASHLEY MARIE	06/25/2018	275.00
171802729	BUNKER, KIMBERLY MARIE	06/25/2018	500.00
171802730	CALDWELL, JENNIFER M	06/25/2018	500.00
171802731	CAMPBELL-AIKENS, JANIS GAIL	06/25/2018	543.00
171802732	CAMPBELL, LORIE L	06/25/2018	107.00
171802733	CAPPA, BRITTANY BELLE JEAN	06/25/2018	1,172.00
171802734	CAREERSTAFF UNLIMITED INC	06/25/2018	1,125.00
171802735	CARRIER, KYLE ANDREW	06/25/2018	66.88
171802736	CHRISTIENSEN, STEPHEN L	06/25/2018	446.55
171802737	CLARK-GUSTAFSON, CHRISTINE MAR	06/25/2018	30.52
171802738	CLASSEN, JENNIFER MOORE	06/25/2018	43.44
171802739	CLINE, CHRISTY LEE	06/25/2018	73.36
171802740	CLOW, LEE ALLAN	06/25/2018	500.00
171802741	DANIELS, TREENA JOY	06/25/2018	557.04
171802742	DEAVER, MARCUS R	06/25/2018	112.43
171802743	DOVHALETS, MARIA	06/25/2018	71.78
171802744	FAGER, ELSA TOPACIO	06/25/2018	79.95
171802745	FINLEY SCOTT, ERIN L	06/25/2018	15.19
171802746	FITZGERALD, WILLIAM MICHAEL	06/25/2018	132.59
171802747	FOOD SERVICES OF AMERICA	06/25/2018	1,779.70
171802748	Vendor Continued Check	06/25/2018	0.00
171802749	Vendor Continued Check	06/25/2018	0.00

Check Nbr	Vendor Name	Check Date	Check Amount
171802750	FOOD SERVICES OF AMERICA *	06/25/2018	124,341.75
171802751	FOSTER, RYAN BRENT	06/25/2018	23.25
171802752	GALATI, BENJAMIN BUCK	06/25/2018	135.00
171802753	GIBSON-MYERS, ELIZABETH ANN	06/25/2018	390.96
171802754	GIFFORD, TIMOTHY ALVIN	06/25/2018	64.09
171802755	GOODLETT, TRAVIS CAMERON	06/25/2018	58.72
171802756	HANSEN, NECIA LEANN KINCAID	06/25/2018	148.61
171802757	HERNDON, JENNIFER RAE	06/25/2018	150.00
171802758	HILL, JASON MATTHEW	06/25/2018	344.77
171802759	HP INC	06/25/2018	8,894.91
171802760	ISOM, KIMBERLY LOU	06/25/2018	7.29
171802761	JACOBSMA, AMANDA CHRISTINE	06/25/2018	63.28
171802762	JENKINS, MARILYN K	06/25/2018	280.00
171802763	JONES, JANA LYNN	06/25/2018	500.00
171802764	KENWORTHY, ROBERT DAVID	06/25/2018	83.93
171802765	KIILSGAARD, LESLIE LOUISE	06/25/2018	141.03
171802766	KILGA, DEANNA SUE	06/25/2018	233.80
171802767	KINKELA, MERILEE	06/25/2018	186.95
171802768	KNUDTSON, ROBYN RENEE	06/25/2018	500.00
171802769	LEAF, VICKIE LYNN	06/25/2018	97.71
171802770	Vendor Continued Check	06/25/2018	0.00
171802771	Vendor Continued Check	06/25/2018	0.00
171802772	LEE, ROGER A	06/25/2018	90.00
171802773	LUETTGEN, SANDRA L	06/25/2018	165.79
171802774	MAIER, JUSTIN THOMAS	06/25/2018	46.97

Check Nbr	Vendor Name	Check Date	Check Amount
171802775	MARKWELL, JOHN E	06/25/2018	176.58
171802776	MARSHALL, LAURA JENSEN	06/25/2018	500.00
171802777	MCINTYRE, JANICE MICHELLE	06/25/2018	92.24
171802778	MCKEEVER, ALLISON LEIGH	06/25/2018	25.80
171802779	MEGRAN, HANNAH PATRICIA	06/25/2018	79.50
171802780	MUXEN, MATTHEW A	06/25/2018	130.00
171802781	NAGEL, MICHELLE ANN	06/25/2018	19.18
171802782	NELSON, MICHELLE D D	06/25/2018	20.90
171802783	NEWMAN, MELISSA LOUISE	06/25/2018	68.16
171802784	PODESZWA, TY WESLEY	06/25/2018	71.66
171802785	POGUE, ERICA R	06/25/2018	432.10
171802786	RAYBUCK, LEANNE MARGARET	06/25/2018	95.00
171802787	ROGERS, STACEY KATHLEEN O.	06/25/2018	18.45
171802788	RUDOLPH, JEANNE MARIA	06/25/2018	30.00
171802789	SALOMON, JOANN R	06/25/2018	500.00
171802790	SCHADEL, KENDRA ARLEEN	06/25/2018	660.00
171802791	SHU-MINUTOLI, KAREN	06/25/2018	186.10
171802792	ST MARY, DANIEL WILLIAM	06/25/2018	262.93
171802793	STALMASTER, MARGARET K	06/25/2018	171.28
171802794	SUNBELT STAFFING LLC	06/25/2018	2,312.40
171802795	THOMAS, JULIA NICOLE	06/25/2018	70.92
171802796	TOMPKINS, DEANNA D	06/25/2018	210.84
171802797	TURNER, MEGAN DENISE	06/25/2018	26.00
171802798	Vendor Continued Check	06/25/2018	0.00
171802799	Vendor Continued Check	06/25/2018	0.00

Check Nbr	Vendor Name	Check Date	Check Amount
171802800	Vendor Continued Check	06/25/2018	0.00
171802801	Vendor Continued Check	06/25/2018	0.00
171802802	Vendor Continued Check	06/25/2018	0.00
171802803	Vendor Continued Check	06/25/2018	0.00
171802804	Vendor Continued Check	06/25/2018	0.00
171802805	Vendor Continued Check	06/25/2018	0.00
171802806	Vendor Continued Check	06/25/2018	0.00
171802807	Vendor Continued Check	06/25/2018	0.00
171802808	Vendor Continued Check	06/25/2018	0.00
171802809	Vendor Continued Check	06/25/2018	0.00
171802810	Vendor Continued Check	06/25/2018	0.00
171802811	Vendor Continued Check	06/25/2018	0.00
171802812	US BANK CORP PROCUREMENT CARD	06/25/2018	61,574.01
171802813	Vendor Continued Check	06/25/2018	0.00
171802814	Vendor Continued Check	06/25/2018	0.00
171802815	Vendor Continued Check	06/25/2018	0.00
171802816	US BANK CTE P CARDS	06/25/2018	4,698.03
171802817	Vendor Continued Check	06/25/2018	0.00
171802818	US BANK TRAVEL CARDS	06/25/2018	11,361.73
171802819	VONASEK, BROOKE	06/25/2018	500.00
171802820	WELSH, SHAWN P	06/25/2018	52.73
171802821	WILDE, ALEXANDER EVAN	06/25/2018	137.20
171802822	WRIGHT, DANIELLE VANLOCHEM	06/25/2018	11.49
171802823	AUBURN SCHOOL DIST REVOLVING F	06/25/2018	638.46
171802824	HARMAN, EMILY NICHOLE	06/25/2018	27.45

Check Nbr	Vendor Name	Check Date	Check Amount
171802825	AUBERT, DOUGLAS JAMES	06/25/2018	165.50
171802826	AUBURN SCHOOL DIST REVOLVING F	06/25/2018	11.69
171802827	AUSTIN, STEPHANIE RACHELL	06/25/2018	10.00
171802828	BURKHALTER, ARLEEN JEAN	06/25/2018	86.51
171802829	CHAR, JAMES A	06/25/2018	75.00
171802830	CHAVEZ, LUIS C	06/25/2018	51.84
171802831	CRAIN, LORI HELEN	06/25/2018	57.33
171802832	DAVIS, MARGERY ANN	06/25/2018	168.46
171802833	DK CUSTOM INK	06/25/2018	1,242.00
171802834	FITZGERALD, PAULINE ELIZABETH	06/25/2018	68.78
171802835	FONDA, PAULETTE TRACY	06/25/2018	46.07
171802836	FOOD SERVICES OF AMERICA	06/25/2018	1,184.91
171802837	HALFORD, SANDRA L	06/25/2018	15.00
171802838	HUPPERTEN, TIMOTHY B	06/25/2018	47.46
171802839	JOHNSON, DEBORAH DAWN	06/25/2018	37.98
171802840	KRAUSE, KAREN MARCIA	06/25/2018	162.27
171802841	LOUIE, ALISA LYNN	06/25/2018	79.48
171802842	LUETTGEN, SANDRA L	06/25/2018	233.64
171802843	MARSHALL, ANNA MYRA	06/25/2018	155.40
171802844	PIZZA TIME	06/25/2018	2,634.14
171802845	REMPFER, SONYA ANN	06/25/2018	30.00
171802846	RESTER, JULI H	06/25/2018	209.77
171802847	ROCKEY, CAREY V	06/25/2018	78.49
171802848	RODSETH, KENT D	06/25/2018	620.00
171802849	SANFORD, LORI K	06/25/2018	27.59

Check Nbr	Vendor Name	Check Date	Check Amount
171802850	SENG, KIMBERLY THELMA	06/25/2018	20.00
171802851	Vendor Continued Check	06/25/2018	0.00
171802852	Vendor Continued Check	06/25/2018	0.00
171802853	Vendor Continued Check	06/25/2018	0.00
171802854	Vendor Continued Check	06/25/2018	0.00
171802855	Vendor Continued Check	06/25/2018	0.00
171802856	Vendor Continued Check	06/25/2018	0.00
171802857	Vendor Continued Check	06/25/2018	0.00
171802858	Vendor Continued Check	06/25/2018	0.00
171802859	Vendor Continued Check	06/25/2018	0.00
171802860	Vendor Continued Check	06/25/2018	0.00
171802861	Vendor Continued Check	06/25/2018	0.00
171802862	US BANK CORP PROCUREMENT CARD	06/25/2018	21,154.13
171802863	Vendor Continued Check	06/25/2018	0.00
171802864	Vendor Continued Check	06/25/2018	0.00
171802865	US BANK TRAVEL CARDS	06/25/2018	9,823.35
171802866	WINSLOW, LORI K	06/25/2018	19.66
171802867	ZABRISKIE, SUZANNE ELIZABETH	06/25/2018	42.16
171802868	US BANK CORP PROCUREMENT CARD	06/25/2018	160.99

161 ACH

Check(s) For a Total of

282,033.00

0	Manual	Checks For a Total of	0.00
0	Wire Transfer	Checks For a Total of	0.00
161	ACH	Checks For a Total of	282,033.00
0	Computer	Checks For a Total of	0.00
Total For 161	Manual, Wire Tran, ACH & Computer Checks		282,033.00
Less 0	Voided	Checks For a Total of	0.00
	Net Amount		282,033.00

## F U N D S U M M A R Y

Fund	Description	Balance Sheet	Revenue	Expense	Total
10	General Fund	-227.26	150.00	242,724.75	242,647.49
20	Capital Projects	638.46	0.00	27.45	665.91
40	ASB Fund	-195.21	30.00	38,723.82	38,558.61
70	Private Purpose	-16.10	0.00	177.09	160.99

## 1. 2018-19 Federal and State Grant Allocation

Recommendation: That the board approve the 2018-19 school year federal and state grants program plans.

Heidi Harris will reintroduce Julie DeBolt, along with Jon Aarstad, principal at West Auburn High School, to share a brief PowerPoint as they present the 2018-19 Alternative Learning Experience Programs Annual Report to the Board. This presentation aligns with the Auburn School Board Policy 2255 "Alternative Learning Experience Programs G: District Supervision." Ms. DeBolt and Mr. Aarstad will answer questions from the board.

Recommendation: That the board of directors approves the 2018-19 school year A.L.E. programs and curriculum.

Grant	Program Area	Funding Type	Eligible Schools	Plan/Purpose	Board Approval
Highly Capable (STATE)	Learning and Teaching	<p>Apportionment</p> <p>2018-2019 (\$513,152)</p> <p>Funds 1.0 FTE of certificated staff and 1 – 3hr para @ TP</p> <p>PACE, Honors, and AP programs are 0100 funded</p>	<p>Terminal Park STEP</p> <p>PACE at:</p> <p>All Elementary Schools</p> <p>All Middle Schools</p> <p>All High Schools</p>	<p>These funds support school districts development of identification procedures, educational programs, and services to highly capable students.</p> <p>At the elementary level the district has an accelerated PACE programs for qualified highly capable students at all schools and has a self-contained program (STEP) located at Terminal Park for grades 4 and 5. All middle schools offer Program for Acceleration and Clustered Education (PACE) opportunities to identified students in the areas of language arts and social studies. The high schools offer PACE opportunities in a model through honors and advanced placement classes to students who qualify. Teachers are provided training on advanced placement classes.</p>	YES
Transitional Bilingual Instructional Program (STATE)	Learning and Teaching	<p>Apportionment</p> <p>2018-2019 (\$5,720,142)</p> <p>TBIP to support portions of 32.6 FTE of certificated teachers and 162 para educator hours.</p>	All Schools	<p>These funds support school districts for the implementation of transitional bilingual education programs and supplemental assistance to schools. Funds are used for instructional staff. For 2018-2019 school year the district anticipates ASD elementary program will consist of Content Based Instruction (Science for K and 1), push in and pull out programs. ASD middle school programs will consist of Content Based Instruction (ELA) and push in /pull out instruction as needed. ASD High School Program will consist of Sheltered Language Instruction, Content Based Instruction (Social Studies and ELA), pull out/push in as needed.</p>	YES
TITLE I Part A Improving Basic Programs (FEDERAL)	Learning and Teaching	<p>Entitlement</p> <p>2018-2019 (\$3,694,464)</p>	<p>Elementary Schools</p> <p>Dick Scobee</p> <p>Gildo Rey</p> <p>Pioneer</p> <p>Washington</p> <p>All Middle Schools</p> <p>All High Schools</p> <p>ELIGIBLE PRIVATE SCHOOLS (Grades K-12)</p> <p>Buena Vista</p> <p>Holy Family</p> <p>Rainier Christian Kent View Elementary</p> <p>Rainier Christian Kent View Middle</p>	<p>These supplementary funds assist districts and schools based upon poverty. Schools design programs to serve the unique needs of children – kindergarten to grade 12 who struggle to learn. Title I programs and services provide customized instruction and curricula that helps these students meet academic standards and take an active, engaged interest in what they learn and can do. Title I programs build equity of opportunity for children whose struggles often keep them on the academic sidelines.</p> <p>Private schools identify poverty students for funding. Students identified being not able to meet standard are served.</p>	NO

TITLE II Teacher and Principal Quality and Class Size Reduction (FEDERAL)	Learning and Teaching	Entitlement  2018-2019 (\$553,193)	Valley Christian  All Schools Staff development for teachers and principals.  Principal and Teacher Development through Training  ELIGIBLE PRIVATE SCHOOLS Buena Vista Holy Family Rainier Christian Kent View Elementary Rainier Christian Kent View Middle Valley Christian	These funds are focused on supporting effective instruction and increases the academic achievement of all students by helping schools and districts improve teacher and principal quality. This includes teacher preparation and qualifications of new teachers, recruitment and hiring, induction, professional development, and retention. In addition, Title II, Part A funds may be used to improve the skills and knowledge of principals and other school leaders for effective leadership.  District surveys staff and monitors changes in standards and other federal/state learning requirements in the areas of knowledge and teaching needs.	NO
TITLE III Language Instruction to Limited English Proficient Students (FEDERAL)	Learning and Teaching	Entitlement  2018-2019 (\$452,234)	All Schools  Private Schools Title III	To ensure that limited English speaking students develop English proficiency and meet the same academic content and achievement standards that other students are expected to meet. Funds are to be used to increase language instruction programs. These funds cannot be used to hire instructional staff and are used for the purchase of instructional material and professional development.	NO
Learning Assistance Program (LAP) (STATE)	Learning and Teaching	Apportionment  2018-2019 (\$6,328,151)	All Schools are Eligible Elementary Schools K-4 Reading Focus First  Current Schools: Alpac Arthur Jacobsen Chinook Evergreen Heights Hazelwood Ilalko Lake View Lakeland Hills Lea Hill Terminal Park	LAP is designed to work with students with a focus on K-4 reading first who are at the greatest risk of not meeting standard; particularly in reading and math.  Funds are used during the summer to support summer school programs, for low-performing students in grades K-12, if the needs of K-4 students in reading are met, can be used at other grade levels and include services in math, LA, science, and credit retrieval.  Each school has a written compensatory plan that describes services to students, staff development and parent involvement.	NO

Learning Assistance Program (LAP) High Poverty (STATE)	Learning and Teaching	Apportionment 2018-2019 (\$1,898,558)	Eligible Schools: Alpac Chinook Dick Scobee Gildo Rey Ilalko Lea Hill Pioneer Terminal Park Washington Cascade Olympic Auburn High West Auburn	<p>A district's LAP High Poverty School Allocation is generated by its qualifying school buildings and must be expended by the district for those buildings. This funding must supplement and not supplant the district's expenditures under this chapter for those school buildings.</p> <p>The funding will be used to ensure a comprehensive LAP program continues. Focus will be in the following areas:</p> <ul style="list-style-type: none"> <li>• Extended Learning</li> <li>• Robust Summer School</li> <li>• Professional Development (Conferences, SIP, Equity, Literacy, Math...)</li> <li>• Transition Support</li> <li>• Staffing Support (Salaries/Benefits)</li> <li>• Building additional intervention program services</li> </ul>	Yes
--	-----------------------	---	---	---	-----

# Alternative Learning Programs

---

West Auburn High School

Board Policy 2255\*

# West Auburn High School

---

- Traditional high school (Day Program)
  - Smaller learning environment
  - 9<sup>th</sup> Grade academy
- Virginia Cross
  - Tribal partnership
- Alternative Programs
  - Virtual Program
  - Learning Center
  - Graduation Alliance
- Open Doors
  - AOP
  - GRCC

# Types of Alternative Learning Programs

---

- Remote=an alternative learning experience course or course work that is not an online course where the student has in-person instructional contact time for less than 20 percent of the total weekly time –**NONE**
- Online= means a course or a grade level course work in which
  - More than half of the course content is delivered electronically using the internet
  - More than half of the teaching is conducted from a remote location through an online course learning management system- **Virtual and Grad Alliance**
- Site-Based= an alternative learning experience course or course work that is not an online course where the student has in-person instructional contact time for at least 20 percent of the total weekly time for the course. **Learning Center**

# Identification Process/Intake

---

- How to do place kids into alternative programs?
  - Credits, how many do they have, which credits do they need
  - Age, how long they have before they age out
  - Schedule, jobs, families.
  - Learning styles and anxiety, what environment will work best for them
- How are parents/guardians involved in the process?
  - Parents/guardians must attend the intake meeting to discuss strengths and weaknesses of the student, and be aware of what the different programs can offer
  - Handful of students are self-enrolled (must be at least 18)

# Virtual Program

---

- 4 certificated teachers
- 1 classified staff member
- Virtual works well for the student that is self-motivated, has higher level of maturity, goal oriented.
- Students generally have family obligations or work schedules that prevent them from attending school on a daily basis

# Typical Duration of the Program

---

- 2 hours per week must have face to face contact with certificated teacher
  - Student comes to the school 1 hour, twice a week
  - Can be completed by meeting at school
  - Face time
  - Skype etc...
- Expect 28 hours a week of course work completed outside of school
- Tracked by progress made, can also be tracked by online program (APEX)

# Specific Learning Goals and Performance Objectives

---

- Students are expected to complete, on average, one course a month.
- If students complete one course a month they will receive 5 credits for the year, a students who receives all their credits in a day school environment will receive 6 credits.
- One course a month is the minimum expectation, I encourage them to receive no less than 6 credits a year so they need to complete 2 courses in a month twice during the school year.
- Some students have completed two courses a month more often, receiving more than 6 credits in a year.

# Instructional Materials Used

---

- Online APEX is used for every instructional course
- Teacher support provided at face to face meetings, or via e-mail
- Some students are also enrolled in Work Based Learning, receiving elective credits

# Learning Center Program

---

- 4 certificated staff members
- 2 classified staff member
- Learning Center works well for students who need an alternative schedule, even smaller class sizes
- More face to face contact than virtual provides
- Work conflicts/family obligations

# Typical Duration of the Program

- 14 hours per week contact with certificated teacher
  - Monday afternoons for electives (mainly done online or independent study)
  - Tuesday/Thursday, Wednesday/Friday, mornings, or afternoons
- Expect 16 hours of coursework completed outside of school
- Tracked by progress made, can also be tracked by online program if online course is being used

# Specific Learning Goals and Performance Objectives

---

- Students are expected to complete, on average, 20% of each course every month.
- Courses will run on semester schedules
- Block periods for all core classes.

# Instructional Materials Used

---

- Combination of instructional materials used, see handout
- APEX online program
- District Approved Curriculum
- Work based learning
- Running Start

# Auburn Open Doors (1418 program)

---

- AOP – Auburn Opportunity Project
  - 3-6 PM Monday through Thursday
  - Grant from United Way and in coordination with Seattle Education Access
  - Focuses on students who need support to come up with a plan for 5<sup>th</sup> year/next steps
  - Works closely with a number of resources in the community including community colleges, trade schools, employers, career training organizations
  - Not credit focused, focus is creating a plan of where to go next and how to get there
  - Can transition to GRCC

# Open Doors at GRCC

---

- Much like running start, except will focus more on careers and trade courses.
- Can still earn a high school diploma
- Can earn certificates in different trades that are offered
- Students are treated like college students
- Can work with students past 21 years old, as long as they are enrolled prior to 21

# Typical Duration of Program

---

- Varies greatly on age, goals, and motivation of students
- If students continue to progress, they can stay in program until they graduate from GRCC or find employment

# Instructional Materials Used

---

- AOP has a self created course that Principal reviews for students to progress through.
  - Performs career exploration, growth mindset, study skills
- GRCC uses their own curriculum and their own teaching staff

# Graduation Alliance Program

---

- All online
- Contracted company
- Teachers are not district employees
- Program provides computers to our students

# Typical Duration of the Program

---

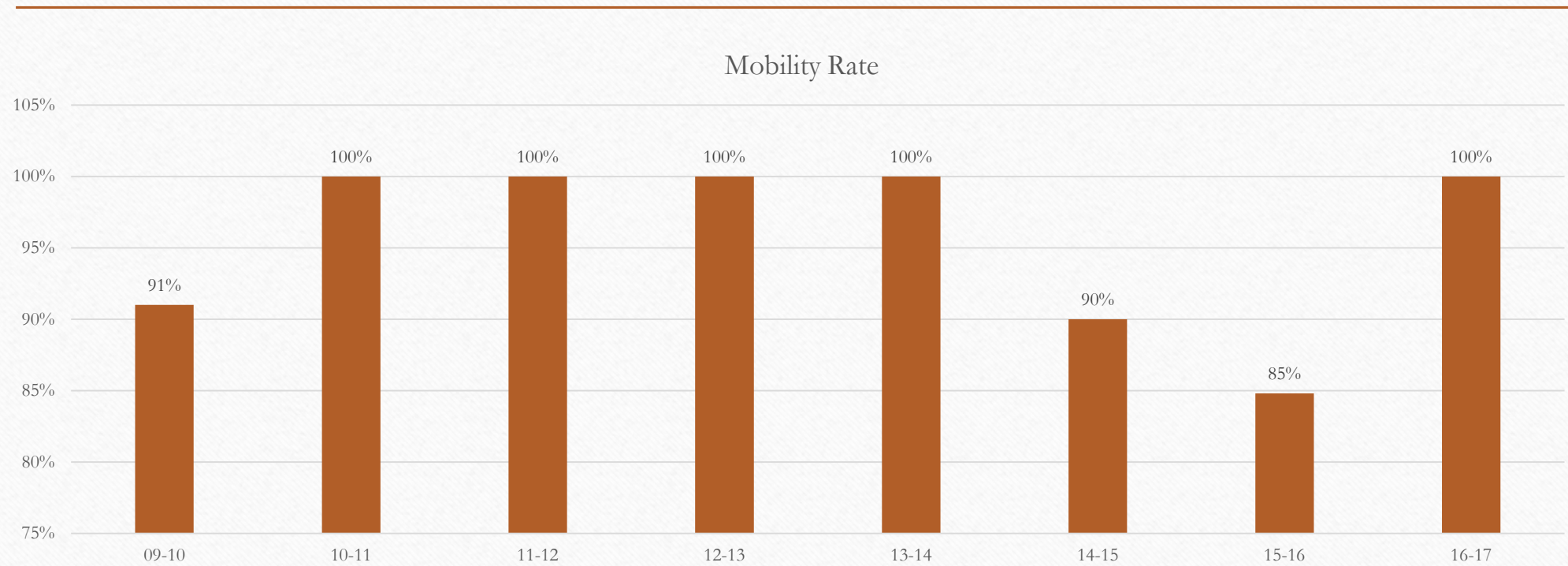
- Student progress is tracked using their online program
- Principal receives a list of students and progress made on a monthly basis
- Students are given “coaches” by the program
  - Coaches provide tracking
  - Support for program questions
  - Academic counseling
  - Not certificated teacher

# Specific Learning Goals and Performance Objectives

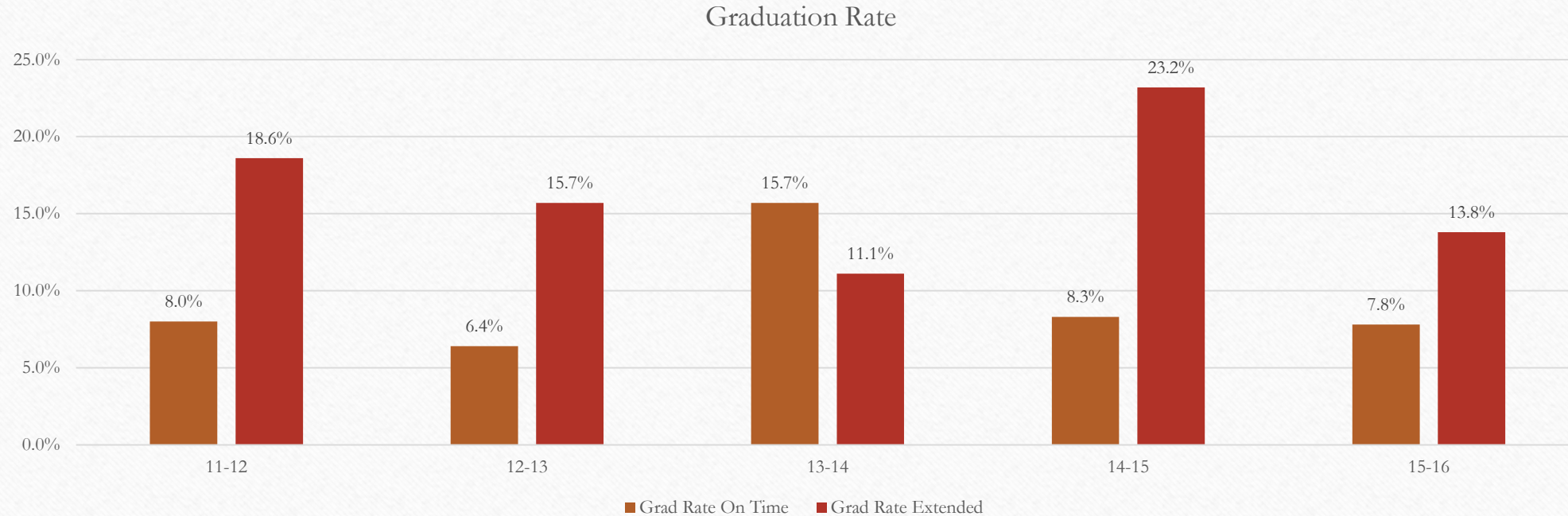
---

- Students are required to make progress on a monthly basis
- After three months of no progress they are dropped from the program

# Results of any Self-Evaluations



# On Time and Extended Grad Rate Data



# WAHS Program Review-Next Steps

---

- Block period professional development (June 25<sup>th</sup>)
- Collect data around credit attainment and SIP
- Continually look for improvements to be made using data as our basis

# Questions and Request for Board Approval

---

PERSONNEL

1. Ratification of Agreement

Debbie Leighton, assistant superintendent of human resources, will present the Professional and Technical Employees ratified agreement and answer questions.

Recommendation:

That the agreement with the Professional and Technical Employees is ratified and the school board president be authorized to sign the negotiated agreement.

2. Approval of Salary Schedules

Attached are the Classified Athletic-Activity and Professional and Technical Employees salary schedules for the 2018-19 school year.

Debbie Leighton will be available for questions.

Recommendation:

That the board approve the Classified Athletic-Activity and Professional and Technical Employees salary schedules.

**2018-19 CLASSIFIED ATHLETIC/ACTIVITY SALARY SCHEDULE**

**Senior High**

<b>Position</b>		<b>Step</b>	<b>Max. Hrs.</b>	<b>Hrly. Rate</b>	<b>Stipend</b>
Baseball	Head Coach	0-1	180	28.69	5165
		2-3	180	31.29	5632
		4+	180	34.09	6136
	Ass't. Coach	0-1	180	21.51	3872
		2-3	180	23.47	4225
		4+	180	25.57	4603
Basketball	Head Coach	0-1	198	28.44	5632
		2-3	198	30.99	6136
		4+	198	33.77	6686
	Ass't. Coach	0-1	198	21.34	4225
		2-3	198	23.25	4603
		4+	198	25.33	5015
Cheer--Fall	Head Coach	0-1	198	20.15	3989
		2-3	198	21.96	4349
		4+	198	26.94	5334
	Ass't. Coach	0-1	198	15.11	2991
		2-3	198	16.47	3261
		4+	198	17.96	3556
Cheer--Winter	Head Coach	0-1	198	21.96	4349
		2-3	198	23.94	4740
		4+	198	28.86	5714
	Ass't. Coach	0-1	198	16.47	3261
		2-3	198	17.96	3556
		4+	198	19.56	3872
Cross Country	Head Coach	0-1	180	24.16	4349
		2-3	180	26.33	4740
		4+	180	31.74	5714
	Ass't. Coach	0-1	180	18.11	3261
		2-3	180	19.76	3556
		4+	180	21.51	3872
Drill Team	Head Coach	0-1	198	25.90	5129
		2-3	198	27.75	5494
		4+	198	29.59	5858
	Ass't.	0-1	198	19.43	3846
		2-3	198	20.81	4121
		4+	198	22.20	4395
Fastpitch	Head Coach	0-1	180	28.69	5165
		2-3	180	31.29	5632
		4+	180	34.09	6136
	Ass't. Coach	0-1	180	21.51	3872
		2-3	180	23.47	4225
		4+	180	25.57	4603

Experienced Coach: 10 consecutive years in-district coaching will receive a \$300 stipend.

Mentor Coach: 20 consecutive years in-district coaching service will receive a \$600 stipend.

Veteran Coach: 30 consecutive years in-district coaching service will receive a \$900 stipend.

# Senior High Athletic/Activity Salary Schedule

Page 2

Position		Step	Max. Hrs.	Hrly. Rate	Stipend
Football	Head Coach	0-1	198	33.77	6686
		2-3	198	36.83	7292
		4+	198	40.13	7946
	Ass't. Coach	0-1	198	25.33	5015
		2-3	198	27.62	5469
		4+	198	30.10	5960
Golf	Head Coach	0-1	180	24.16	4349
		2-3	180	26.33	4740
		4+	180	28.69	5165
	Ass't. Coach	0-1	180	18.11	3261
		2-3	180	19.76	3556
		4+	180	21.51	3872
Gymnastics	Head Coach	0-1	198	26.08	5165
		2-3	198	28.44	5632
		4+	198	30.99	6136
	Ass't. Coach	0-1	198	19.56	3872
		2-3	198	21.34	4225
		4+	198	23.25	4603
Soccer	Head Coach	0-1	180	28.69	5165
		2-3	180	31.29	5632
		4+	180	34.09	6136
	Ass't. Coach	0-1	180	21.51	3872
		2-3	180	23.47	4225
		4+	180	25.57	4603
Swimming-- Boys	Head Coach	0-1	198	23.94	4740
		2-3	198	26.08	5165
		4+	198	28.44	5632
	Ass't. Coach	0-1	198	17.96	3556
		2-3	198	19.56	3873
		4+	198	21.34	4225
Swimming-- Girls	Head Coach	0-1	198	23.94	4740
		2-3	198	26.08	5165
		4+	198	28.44	5632
	Ass't. Coach	0-1	198	17.96	3556
		2-3	198	19.56	3873
		4+	198	21.34	4225
Tennis--Boys'	Head Coach	0-1	180	24.16	4349
		2-3	180	26.33	4740
		4+	180	28.69	5165
	Ass't. Coach	0-1	180	18.11	3261
		2-3	180	19.76	3556
		4+	180	21.51	3872

Experienced Coach: 10 consecutive years in-district coaching will receive a \$300 stipend.

Mentor Coach: 20 consecutive years in-district coaching service will receive a \$600 stipend.

Veteran Coach: 30 consecutive years in-district coaching service will receive a \$900 stipend.

Senior High Athletic/Activity Salary Schedule

Page 3

Position		Step	Max. Hrs.	Hrly. Rate	Stipend
Tennis--Girls'	Head Coach	0-1	180	28.69	5165
		2-3	180	31.29	5632
		4+	180	34.09	6136
	Ass't. Coach	0-1	180	21.51	3872
		2-3	180	23.47	4225
		4+	180	25.57	4603
Track	Head Coach	0-1	180	28.69	5165
		2-3	180	31.29	5632
		4+	180	34.09	6136
	Ass't. Coach	0-1	180	21.51	3872
		2-3	180	23.47	4225
		4+	180	25.57	4603
Volleyball	Head Coach	0-1	180	28.69	5165
		2-3	180	31.29	5632
		4+	180	34.09	6136
	Ass't. Coach	0-1	180	21.51	3872
		2-3	180	23.47	4225
		4+	180	25.57	4603
Water Polo - Boys	Head Coach	0-1	198	23.94	4740
		2-3	198	26.08	5165
		4+	198	28.44	5632
	Ass't. Coach	0-1	198	17.96	3556
		2-3	198	19.56	3873
		4+	198	21.34	4225
Water Polo - Girls	Head Coach	0-1	198	23.94	4740
		2-3	198	26.08	5165
		4+	198	28.44	5632
	Ass't. Coach	0-1	198	17.96	3556
		2-3	198	19.56	3873
		4+	198	21.34	4225
Wrestling	Head Coach	0-1	198	28.44	5632
		2-3	198	30.99	6136
		4+	198	33.77	6686
	Ass't. Coach	0-1	198	21.34	4225
		2-3	198	23.25	4603
		4+	198	25.33	5015

Experienced Coach: 10 consecutive years in-district coaching will receive a \$300 stipend.

Mentor Coach: 20 consecutive years in-district coaching service will receive a \$600 stipend.

Veteran Coach: 30 consecutive years in-district coaching service will receive a \$900 stipend.

## Middle School

Position		Step	Max. Hrs.	Hrly. Rate	Stipend
Baseball	Head Coach	0-1	150	22.50	3374
		2-3	150	24.53	3679
		4+	150	26.73	4010
	Ass't. Coach	0-1	150	19.60	2940
		2-3	150	21.37	3206
		4+	150	23.30	3494
Basketball	Head Coach	0-1	150	22.50	3374
		2-3	150	24.53	3679
		4+	150	26.73	4010
	Ass't. Coach	0-1	150	19.60	2940
		2-3	150	21.37	3206
		4+	150	23.30	3494
Fastpitch	Head Coach	0-1	150	22.50	3374
		2-3	150	24.53	3679
		4+	150	26.73	4010
	Ass't. Coach	0-1	150	19.60	2940
		2-3	150	21.37	3206
		4+	150	23.30	3494
Football	Head Coach	0-1	150	24.53	3679
		2-3	150	26.73	4010
		4+	150	29.14	4371
	Ass't. Coach	0-1	150	19.60	2940
		2-3	150	21.37	3206
		4+	150	23.30	3494
Gymnastics	Head Coach	0-1	150	24.53	3679
		2-3	150	26.73	4010
		4+	150	29.14	4371
	Ass't. Coach	0-1	150	17.98	2697
		2-3	150	19.60	2940
		4+	150	21.37	3206
Soccer - Boys	Head Coach	0-1	150	22.50	3374
		2-3	150	24.53	3679
		4+	150	26.73	4010
	Ass't. Coach	0-1	150	19.60	2940
		2-3	150	21.37	3206
		4+	150	23.30	3494
Soccer - Girls	Head Coach	0-1	150	22.50	3374
		2-3	150	24.53	3679
		4+	150	26.73	4010
	Ass't. Coach	0-1	150	19.60	2940
		2-3	150	21.37	3206
		4+	150	23.30	3494

Experienced Coach: 10 consecutive years in-district coaching will receive a \$300 stipend.

Mentor Coach: 20 consecutive years in-district coaching service will receive a \$600 stipend.

Veteran Coach: 30 consecutive years in-district coaching service will receive a \$900 stipend.

Middle School Athletic/Activity Salary Schedule

Page 5

Position		Step	Max. Hrs.	Hrly. Rate	Stipend
Track	Head Coach	0-1	150	24.53	3679
		2-3	150	26.73	4010
		4+	150	29.14	4371
	Ass't. Coach	0-1	150	17.98	2697
		2-3	150	19.60	2940
		4+	150	21.37	3206
Volleyball	Head Coach	0-1	150	22.50	3374
		2-3	150	24.53	3679
		4+	150	26.73	4010
	Ass't. Coach	0-1	150	19.60	2940
		2-3	150	21.37	3206
		4+	150	23.30	3494
Wrestling	Head Coach	0-1	150	24.53	3679
		2-3	150	26.73	4010
		4+	150	29.14	4371
	Ass't. Coach	0-1	150	17.98	2697
		2-3	150	19.60	2940
		4+	150	21.37	3206

Position	Step	Max. Hrs.	Hrly. Rate	Stipend
5th Grade Basketball	0-1	40	19.85	794
	2-3	40	21.63	865
	4+	40	23.59	944

6th Grade Stipend	Step	Max. Hrs.	Hrly. Rate	Stipend
Basketball	0-1	40	\$18.21	728
	2-3	40	\$19.85	794
	4+	40	\$21.63	865
Gymnasatics	0-1	40	\$18.21	728
	2-3	40	\$19.85	794
	4+	40	\$21.63	865
Volleyball	0-1	40	\$18.21	728
	2-3	40	\$19.85	794
	4+	40	\$21.63	865
Track	0-1	40	\$19.85	794
	2-3	40	\$21.63	865
	4+	40	\$23.59	944
Wrestling	0-1	40	\$18.21	728
	2-3	40	\$19.85	794
	4+	40	\$21.63	865

Experienced Coach: 10 consecutive years in-district coaching will receive a \$300 stipend.

Mentor Coach: 20 consecutive years in-district coaching service will receive a \$600 stipend.

Veteran Coach: 30 consecutive years in-district coaching service will receive a \$900 stipend.

## 2018-19 Activity Schedule

### High School Assistants Activity Schedule

Activity	Step	Max. Hrs.	Hrly. Rate	Stipend
Annual	0-1	200	16.11	3221
	2-3	200	17.26	3451
	4+	200	18.40	3680
Band	0-1	200	24.15	4831
	2-3	200	25.31	5062
	4+	200	26.46	5291
Choir	0-1	200	16.11	3221
	2-3	200	17.26	3451
	4+	200	18.40	3680
Debate	0-1	200	18.40	3680
	2-3	200	19.55	3911
	4+	200	20.70	4140
Drama	0-1	200	19.55	3911
	2-3	200	20.70	4140
	4+	200	21.85	4371
Drama Musical Asst.	0-1	85	17.44	1483
	2-3	85	18.46	1569
	4+	85	19.47	1655
Journalism	0-1	200	16.11	3221
	2-3	200	17.26	3451
	4+	200	18.40	3680
Orchestra	0-1	200	18.40	3680
	2-3	200	19.55	3911
	4+	200	20.70	4140
Robotics	0-1	200	18.80	3911
	2-3	200	19.90	4140
	4+	200	21.01	4371
Robotics Competition Assistant	0-1	85	16.76	1483
	2-3	85	17.74	1569
	4+	85	18.72	1655

There will be one full-time drama assistant. Four musical assistants will receive  
25% of the drama coach's salary at their appropriate experience levels.

**Auburn School District No. 408**  
**Auburn, Washington**  
**SALARY SCHEDULE FOR PROFESSIONAL AND TECHNICAL EMPLOYEES**  
**September 1, 2018 to August 31, 2019**

**Classifications**

<b>Step</b>	<b>I</b>	<b>II</b>	<b>III</b>	<b>IV</b>	<b>V</b>	<b>VI</b>	<b>Step</b>
1	\$22.94	\$27.67	\$31.53	\$35.38	\$36.67	\$37.91	1
2	\$23.87	\$28.79	\$32.79	\$36.79	\$38.15	\$39.43	2
3	\$24.83	\$29.95	\$34.11	\$38.25	\$39.67	\$40.99	3
4	\$25.83	\$31.14	\$35.47	\$39.80	\$41.25	\$42.64	4
5	\$26.87	\$32.37	\$36.88	\$41.37	\$42.91	\$44.35	5

Consideration of initial placement shall be determined based on the employee's education, experience, and technical ability levels as related to the requirements of each specific position. This salary schedule is based on a twelve-month assignment. Less-than-twelve-month employees will be entitled to a prorated amount of all provisions based upon their length of service during the twelve-month period.

**Mechanic Apprentice:**

<u>Year</u>		<u>Schedule</u>	<u>Percent of Journeyman Scale</u>	<u>Hourly Rate*</u>
1	First	3 months	65%	\$20.49
	Next	9 months	70%	\$22.07
2		6 months	73%	\$23.94
		6 months	77%	\$25.25
3		6 months	80%	\$27.29
		6 months	85%	\$28.99
4		6 months	90%	\$31.92
		6 months	95%	\$33.70

\*Apprentice hourly rate established by a percentage of steps in Column III above.

BUILDING PROGRAM

1. Evergreen Heights Elementary School Site Improvements

Attached are copies of Change Order Nos. 3 and 4 for the Evergreen Heights Elementary School Site Improvements project which should be considered to permit a change in the construction contract amount.

Original Contract	\$ 3,504,655.00
Previously Approved	+ 24,197.86
Change Order 3	+ 20,330.58
Change Order 4	+ 88,085.15
New Contract Amount	<u>\$ 3,637,268.59</u>

Jeffrey Grose, executive director of capital projects, will be present to recommend acceptance of these change orders.

Recommendation:	That Change Order Nos. 3 and 4 be accepted for the Evergreen Heights Elementary School Site Improvements project and the contract amount be increased by \$108,415.73 for a new contract amount of \$3,637,268.59.
-----------------	--

2. Transportation Center Improvements Dispatch Office

Attached is a copy of Change Order No. 1 for the Transportation Center Improvements Dispatch Office project which should be considered to permit a change in the construction contract amount.

Original Contract	\$ 134,000.00
Previously Approved	+ \$ 0.00
Change Order 1	+ \$ 6,100.50
New Contract Amount	<u>\$ 140,100.50</u>

Jeffrey Grose will be present to recommend acceptance of these change orders.

Recommendation:	That Change Order No. 1 be accepted for the Transportation Center Improvements Dispatch office project and the contract amount be increased by \$6,100.50 for a new contract amount of \$140,100.50.
-----------------	--

# Change Order

PROJECT: Evergreen Heights Elem. School Site Improvements  
5602 S 316<sup>th</sup> Street  
Auburn, WA 98001

CHANGE ORDER NO.: 3

DATE: June 14, 2018

TO CONTRACTOR: Tunista Construction LLC  
33400 8<sup>th</sup> Avenue S., Suite 105  
Federal Way, WA 98003

CONTRACT DATED: March 7, 2018

ARCHITECT'S PROJECT NO.: C170030

The Contract is changed as follows:

1. PR-008 – Add removal of 849 CY unsuitable soil from Phase I work area Add \$ 20,330.58

The original Contract Sum was	\$ 3,504,655.00
Net change by previously authorized Change Orders	\$ 24,197.86
The Contract Sum prior to this Change Order was	\$ 3,528,852.86
The Contract Sum will be <u>increased</u> by this change order	\$ 20,330.58
The new Contract Sum including this Change Order will be	\$ 3,549,183.44

The Contract Time for the Work will be unchanged by 0 calendar days  
The dates of Substantial Completion as of the date of this Change Order are Aug. 17, 2018, Aug. 31, 2018, and Sept. 21, 2018.

NAC Architecture  
2025 First Avenue, Suite 300  
Seattle, WA 98121-3131

Auburn School District #408  
915 Fourth Street N.E.  
Auburn, WA 98002

Tunista Construction LLC  
33400 8<sup>th</sup> Avenue S., Suite 105  
Federal Way, WA 98003

By: 

By: \_\_\_\_\_

By: 

Date: 6/14/2018

Date: \_\_\_\_\_

Date: 6/15/18

# Change Order

PROJECT: Evergreen Heights Elem. School Site Improvements  
5602 S 316<sup>th</sup> Street  
Auburn, WA 98001

CHANGE ORDER NO.: 4

DATE: June 14, 2018

TO CONTRACTOR: Tunista Construction LLC  
33400 8<sup>th</sup> Avenue S., Suite 105  
Federal Way, WA 98003

CONTRACT DATED: March 7, 2018

ARCHITECT'S PROJECT NO.: C170030

The Contract is changed as follows:

1. PR-010 – Add lowering of water pipe beneath S. 316th Street Add \$ 88,085.15

The original Contract Sum was	\$ 3,504,655.00
Net change by previously authorized Change Orders	\$ 44,528.44
The Contract Sum prior to this Change Order was	\$ 3,549,183.44
The Contract Sum will be <u>increased</u> by this change order	\$ <del>88,058.15</del> \$88,085.15
The new Contract Sum including this Change Order will be	\$ <del>3,637,241.59</del> \$3,637,268.59

The Contract Time for the Work will be unchanged by 0 calendar days  
The dates of Substantial Completion as of the date of this Change Order are Aug. 17, 2018, Aug. 31, 2018, and Sept. 21, 2018.

NAC Architecture  
2025 First Avenue, Suite 300  
Seattle, WA 98121-3131

Auburn School District #408  
915 Fourth Street N.E.  
Auburn, WA 98002

Tunista Construction LLC  
33400 8<sup>th</sup> Avenue S., Suite 105  
Federal Way, WA 98003

By: 

By: \_\_\_\_\_

By: 

Date: 6/14/2018

Date: \_\_\_\_\_

Date: 6/15/18

# Change Order

---

PROJECT:	Transportation Center Improvements Dispatch Office 615 15 <sup>th</sup> Street SW Auburn, WA 98001	CHANGE ORDER NO.:	1
		DATE:	June 15, 2018
TO CONTRACTOR:	Alpenglow Construction Services, Inc. 1264 NW Chrey Lane Bremerton, WA 98312	CONTRACT DATED:	April 3, 2018
		ARCHITECT'S PROJECT NO.:	N.A.

The Contract is changed as follows:

1.	CCA-01 Add Combination Door Closer and Stop at Door 106A	Add	\$ 402.50
2.	CCA-04 Add Materials for Push Button Door Operator at Main Entry	Add	\$ 5,698.00

---

The original Contract Sum was	\$ 134,000.00
Net change by previously authorized Change Orders	\$ 0.00
The Contract Sum prior to this Change Order was	\$ 134,000.00
The Contract Sum will be <u>increased</u> by this change order	\$ 6,100.50
The new Contract Sum including this Change Order will be	\$ 140,100.50

The Contract Time for the Work will be unchanged by 0 calendar days  
The date of Substantial Completion as of the date of this Change Order is June 15, 2018.

Greene Gasaway  
P.O. Box 4158  
Federal Way, WA 98063

Auburn School District #408  
915 Fourth Street N.E.  
Auburn, WA 98002

Alpenglow Construction Services, Inc.  
1264 NW Chrey Lane  
Bremerton, WA 98312

By: Tony Matulis  
Date: 6/15/2018

By: \_\_\_\_\_  
Date: \_\_\_\_\_

By: [Signature]  
Date: 6/15/18

## FINANCE

1. Financial Statements

Financial statements for the month of May, 2018, are presented to the board for their information.

2. 2018-19 Budget Hearing

A public hearing will be conducted on the fiscal year 2018-19 budgets for the General Fund, Capital Projects Fund, Transportation Vehicle Fund, Debt Service Fund, and Associated Student Body Program Fund. Cindi Blansfield, assistant superintendent for business and operations, will introduce Troy Dammel, executive director of business services. Cindi and Troy will present the budgets with a PowerPoint presentation and answer questions from the board.

3. Resolution No. 1260 – A Resolution of the Board of Directors of Auburn School District No. 408, King and Pierce Counties, Washington, Fixing and Determining Fund Appropriations; Adopting the 2018-2019 Budget, the Four-Year Budget Plan Summary and the Four-Year Enrollment Projection; and Providing for Related Matters

Attached is a copy of Resolution No. 1260 adopting the General Fund, Capital Projects Fund, Transportation Vehicle Fund, Debt Service Fund, and Associated Student Body Program Fund budgets for the 2018-19 fiscal year.

Recommendation: That Resolution No. 1260 be adopted.

4. Assigning General Fund Towards Future Expenditures

To meet future expenditures while maintaining the school board's ending fund balance goal, the board will classify \$5.6 million in General Ledger account 888 for assigned fund balance. Four million (\$4 million) of these funds assigned to future costs of transitioning to the new School Employees Benefit Board (SEBB). One million three hundred thousand (\$1.3 million) assigned towards operating costs for two new elementary schools. Three hundred thousand (\$300,000) assigned towards costs for implementing the new family leave act.

Recommendation: The board assign \$4 million towards School Employees Benefit Board, \$1.3 million towards operating costs for two new elementary schools, and \$300,000 towards implementing the new family leave act.



## **MONTHLY FINANCIAL REPORT**

**MAY 2018**

**Submitted by:**

**Troy Dammel, Executive Director of Business Services**

**Jennifer Rein, Accounting Coordinator**

---

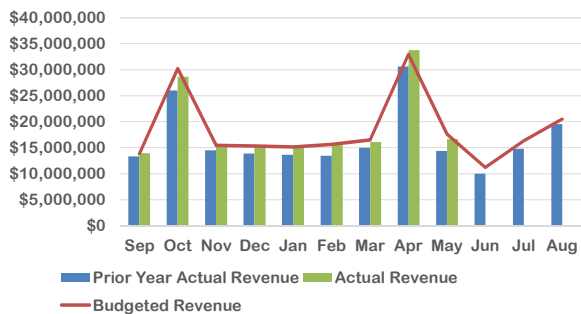
## **AUBURN SCHOOL DISTRICT NO. 408 MONTHLY FINANCIAL REPORTS TABLE OF CONTENTS**

- I. Budget Status Report**  
(with Revenue & Expenditure Comparison)
    - A. General Fund
    - B. Capital Projects Fund
    - C. Debt Service Fund
    - D. ASB Fund
    - E. Transportation Vehicle Fund
  - II. General Fund Budget Status Summary**
  - III. Combined Balance Sheet**
    - A. Governmental Funds
    - B. Trust Funds and Account Groups
  - IV. ASB Fund Activity**
    - A. High Schools
    - B. Middle Schools
  - V. Trust Fund Activity**
    - A. NBN Employee Benefit Trust Fund Statement
    - B. Private Purpose Trust Fund Statement
  - VI. Local Grants**
-

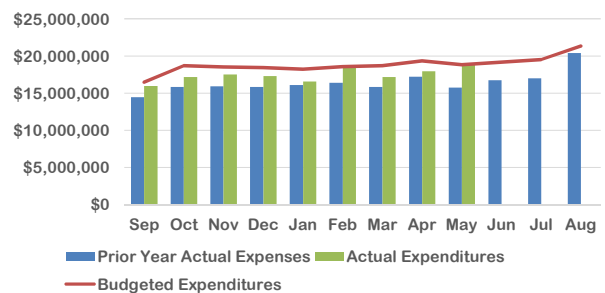
**AUBURN SCHOOL DISTRICT NO. 408  
GENERAL FUND BUDGET STATUS  
FOR THE MONTH OF MAY, 2018**

	Annual Budget	Actual For Month	Total For Year	Encumbrance	Balance	Percent
<b>TOTAL BEGINNING FUND BALANCE</b>	<b>\$ 14,500,000</b>		<b>\$ 16,171,646.17</b>			
<b>REVENUES AND OTHER FINANCING SOURCES</b>						
1000 Local Taxes	41,521,302	4,292,149	40,886,175		635,127	98.47%
2000 Local Non-Tax	7,670,683	866,450	4,104,106		3,566,577	53.50%
3000 State, General Purpose	123,225,952	8,092,167	91,758,436		31,467,516	74.46%
4000 State, Special Purpose	31,315,307	1,781,608	23,716,853		7,598,455	75.74%
5000 Federal, General Purpose	140,553	706	57,457		83,096	40.88%
6000 Federal, Special Purpose	16,300,650	1,363,157	9,682,561		6,618,089	59.40%
7000 Revenues from Other District	525,000	280,794	586,612		(61,612)	111.74%
8000 Revenues from Other Agencies	102,700	10,810	245,950		(143,250)	239.48%
9000 Other Financing Sources	-		33,490		(33,490)	0.00%
<b>Total Revenues &amp; Other Finance Sources</b>	<b>220,802,147</b>	<b>16,687,842</b>	<b>171,071,641</b>	<b>-</b>	<b>49,730,506</b>	<b>77.48%</b>
<b>EXPENDITURES</b>						
00 Regular Instruction	125,880,729	10,985,560	90,807,188	27,648,530	7,425,010	94.10%
10 Federal Stimulus	-	-	(736)	-	736	0.00%
20 Special Ed Instruction	28,658,652	2,265,921	20,437,191	6,547,913	1,673,549	94.16%
30 Vocational Instruction	7,380,065	639,267	5,316,464	1,663,432	400,168	94.58%
50&60 Compensatory Education	17,838,987	1,288,477	10,961,102	3,366,264	3,511,620	80.31%
70 Other Instructional Pgms	4,519,031	81,275	666,852	239,057	3,613,122	20.05%
80 Community Services	1,471,891	81,043	750,774	142,962	578,155	60.72%
90 Support Services	40,100,518	3,523,764	28,162,964	7,419,378	4,518,176	88.73%
<b>Total Expenditures</b>	<b>225,849,873</b>	<b>18,865,308</b>	<b>157,101,800</b>	<b>47,027,536</b>	<b>21,720,537</b>	<b>90.38%</b>
<b>Excess Revenues/Other Financing Sources Over (under) Expend &amp; Oth Financing Uses</b>	<b>(5,047,726)</b>	<b>(2,177,467)</b>	<b>13,969,840</b>			
<b>Total Ending Fund Balance</b>	<b>9,452,274</b>		<b>30,141,487</b>			
<b>Ending Fund Balance Accounts</b>						
GL 821 Restricted for Carryovers	-		238,785			
GL 828 Restricted for Food Services	-		3,264,119			
GL 840 Nonspendable Fund Bal - Inv	-		867,014			
GL 875 Unrsrvd Dsgntd-Conting	-		300,000			
GL 888 Assigned to Other Purposes	-		1,800,000			
GL 890 UnRsrvd Undsgntd Fnd Bal	9,452,273		23,671,567			
<b>Total Ending Fund Balance</b>	<b>\$ 9,452,273</b>		<b>\$ 30,141,487</b>			
<b>Fund Balance % of Expenditures</b>	<b>4%</b>		<b>19%</b>			

Monthly Revenue Comparison



Monthly Expenditure Comparison

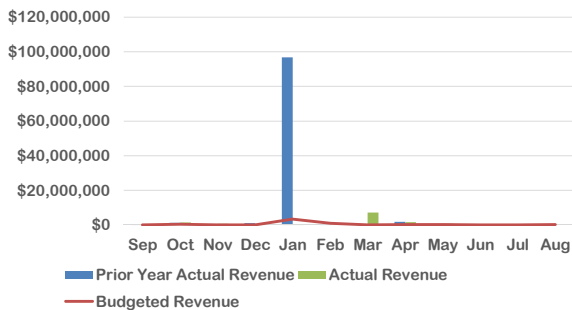


\*A six year historical average has been used to calculate the monthly Budget for both tables above.

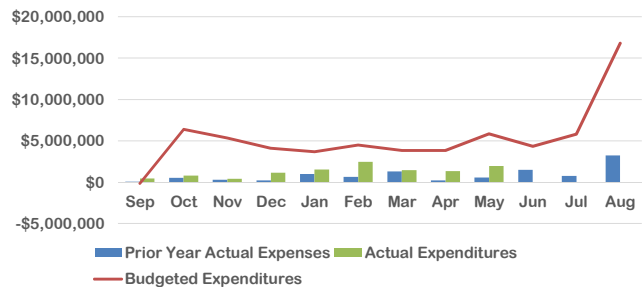
**AUBURN SCHOOL DISTRICT NO. 408**  
**CAPITAL PROJECTS FUND BUDGET STATUS**  
**FOR THE MONTH OF MAY, 2018**

	Annual Budget	Actual For Month	Total For Year	Encumbrance	Balance	Percent
<b>TOTAL BEGINNING FUND BALANCE</b>	<b>\$ 133,456,369</b>		<b>\$ 136,487,883.34</b>			
<b>REVENUES AND OTHER FINANCING SOURCES</b>						
1000 Local Taxes	3,631,649	367,627	3,590,376		41,273	98.86%
2000 Local Non-Tax	2,100,000	219,698	1,498,183		601,817	71.34%
3000 State, General Purpose	-	-	-		-	0.00%
4000 State, Special Purpose	-	-	6,916,671		(6,916,671)	0.00%
5000 Federal, General Purpose	-	-	-		-	0.00%
6000 Federal, Special Purpose	-	-	-		-	0.00%
7000 Revenues from Other District	-	-	-		-	0.00%
8000 Revenues from Other Agencies	-	-	-		-	0.00%
9000 Other Financing Sources	-	-	-		-	0.00%
<b>Total Revenues &amp; Other Financing Sources</b>	<b>5,731,649</b>	<b>587,326</b>	<b>12,005,230</b>	<b>-</b>	<b>(6,273,581)</b>	<b>209.46%</b>
<b>EXPENDITURES</b>						
10 Sites	591,100	14,564	588,646	-	2,454	99.58%
20 Buildings	59,907,800	1,828,844	9,204,211	9,363,179	41,340,410	30.99%
30 Equipment	3,814,078	107,893	1,668,815	1,265,323	879,941	76.93%
40 Energy	-	-	34,734	-	(34,734)	0.00%
50 Sales & Lease Expenditures	-	-	-	-	-	0.00%
60 Bond Issuance Expenditures	1,100	-	1,100	-	-	100.00%
90 Debt	-	-	-	-	-	0.00%
<b>Total Expenditures</b>	<b>64,314,078</b>	<b>1,951,302</b>	<b>11,497,506</b>	<b>10,628,502</b>	<b>42,188,070</b>	<b>34.40%</b>
<b>Excess Revenues/Other Financing Sources Over (under) Expend. &amp; Oth Financing Uses</b>	<b>(58,582,429)</b>	<b>(1,363,976)</b>	<b>507,724</b>			
<b>Total Ending Fund Balance</b>	<b>74,873,940</b>		<b>136,995,607</b>			
<b>Ending Fund Balance Accounts</b>						
GL 861 Restricted from Bond Proceeds	49,478,886		95,494,939			
GL 862 Restricted from Levy Proceeds	(5,847,903)		4,891,906			
GL 863 Restricted from State Proceeds	21,988,072		28,888,765			
GL 865 Restricted from Other Proceeds	(870,545)		(782)			
GL 866 Restricted from Impact Fees	1,474,122		183,935			
GL 889 Assigned to Fund Purpose	8,651,307		7,536,844			
GL 890 UnRsrvd Undsgntd Fnd Bal	-		-			
<b>Total Ending Fund Balance</b>	<b>\$ 74,873,939</b>		<b>\$ 136,995,607</b>			

Monthly Revenue Comparison



Monthly Expenditure Comparison

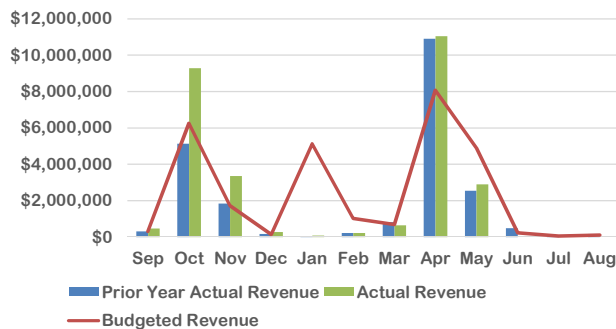


\*A six year historical average has been used to calculate the monthly Budget for both tables above.

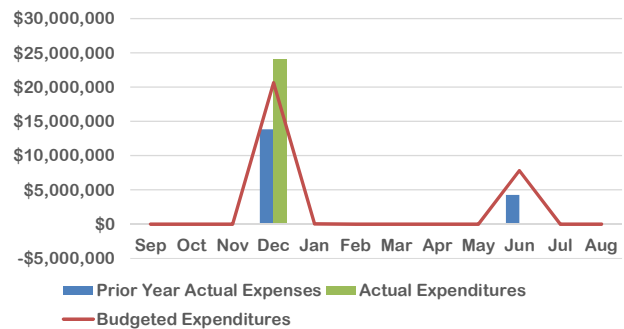
**AUBURN SCHOOL DISTRICT NO. 408  
DEBT SERVICE FUND BUDGET STATUS  
FOR THE MONTH OF MAY, 2018**

	Annual Budget	Actual For Month	Total Year	Encumbrance	Balance	Percent
<b>TOTAL BEGINNING FUND BALANCE</b>	<b>\$ 7,473,419</b>		<b>\$ 12,423,359</b>			
<b>REVENUES AND OTHER FINANCING SOURCES</b>						
1000 Local Taxes	28,651,162	2,887,593	28,161,274		489,888	98.29%
2000 Local Non-Tax	40,000	9,123	69,477		(29,477)	173.69%
3000 State, General Purpose		-	-		-	0.00%
5000 Federal, General Purpose		-	-		-	0.00%
6000 Federal, Special Purpose		-	-		-	0.00%
9000 Other Financing Sources		-	-		-	0.00%
<b>Total Revenues &amp; Other Financing Sources</b>	<b>28,691,162</b>	<b>2,896,716</b>	<b>28,230,751</b>		<b>460,411</b>	<b>98.40%</b>
<b>EXPENDITURES</b>						
Matured Bond Expenditures	19,210,000	-	19,210,000	-	-	100.00%
Interest on Bonds	9,270,038	-	4,778,419	-	4,491,619	51.55%
Interfund Loan Interest	-	-	-	-	-	0.00%
Bond Transfer Fees	5,000	-	-	-	5,000	0.00%
Arbitrage Rebate	-	-	-	-	-	0.00%
Underwriter's fees	-	-	-	-	-	0.00%
<b>Total Expenditures</b>	<b>28,485,038</b>	<b>-</b>	<b>23,988,419</b>	<b>-</b>	<b>4,496,619</b>	<b>84.21%</b>
<b>Other Financing Uses</b>		<b>-</b>	<b>-</b>			
<b>Excess Revenues/Other Financing Sources Over (under) Expend. &amp; Oth Financing Uses</b>	<b>206,124</b>	<b>2,896,716</b>	<b>4,242,332</b>			
<b>Total Ending Fund Balance</b>	<b>7,679,543</b>		<b>16,665,691</b>			
<b>Ending Fund Balance Accounts</b>						
GL 810 Reserved For Other Items			-			
GL 830 Reserved For Debt Service	7,473,419		1,655,164			
GL 889 Assigned to Fund Purposes	206,124		15,010,527			
GL 890 UnRsrvd Undsgntd Fnd Bal						
<b>Total Ending Fund Balance</b>	<b>\$ 7,679,543</b>		<b>\$ 16,665,691</b>			

Monthly Revenue Comparison



Monthly Expenditure Comparison

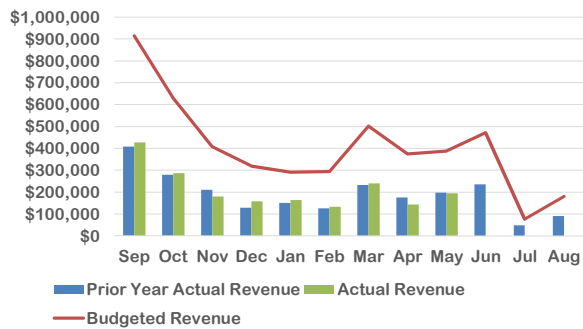


\*A six year historical average has been used to calculate the monthly Budget for both tables above.

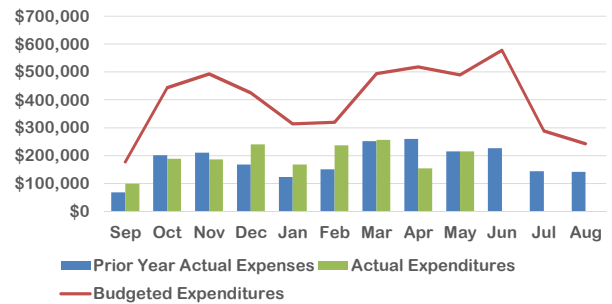
**AUBURN SCHOOL DISTRICT NO. 408**  
**ASB FUND BUDGET STATUS**  
**FOR THE MONTH OF MAY, 2018**

	Annual Budget	Actual For Month	Total for Year	Encumbrance	Balance	Percent
<b>TOTAL BEGINNING FUND BALANCE</b>	<b>\$ 1,161,542</b>		<b>\$ 1,571,883.47</b>			
<b>REVENUES AND OTHER FINANCING SOURCES</b>						
1000 General Student Body	1,893,352	31,415	587,233		1,306,119	31.02%
2000 Athletics	286,300	13,454	198,331		87,969	69.27%
3000 Classes	261,165	26,007	85,925		175,240	32.90%
4000 Clubs	2,262,104	120,179	1,006,857		1,255,247	44.51%
6000 Private Moneys	139,250	3,593	47,908		91,342	34.40%
<b>Total Revenues &amp; Other Financing Sources</b>	<b>4,842,171</b>	<b>194,647</b>	<b>1,926,253</b>	<b>-</b>	<b>2,915,918</b>	<b>39.78%</b>
<b>EXPENDITURES</b>						
1000 General Student Body	1,467,362	39,443	414,241	108,989	944,132	35.66%
2000 Athletics	430,720	15,244	198,412	10,802	221,507	48.57%
3000 Classes	303,905	10,992	60,421	25,186	218,298	28.17%
4000 Clubs	2,437,867	127,510	1,036,556	249,550	1,151,761	52.76%
6000 Private Moneys	141,071	21,651	37,166	-	103,905	26.35%
<b>Total Expenditures</b>	<b>4,780,925</b>	<b>214,840</b>	<b>1,746,796</b>	<b>394,526</b>	<b>2,639,603</b>	<b>44.79%</b>
<b>Excess Revenues/Other Financing Sources Over (under) Expend. &amp; Oth Financing Uses</b>	<b>61,246</b>	<b>(20,192)</b>	<b>179,457</b>			
<b>Total Ending Fund Balance</b>	<b>1,222,788</b>		<b>1,751,341</b>			
<b>Ending Fund Balance Accounts</b>						
GL 819 Restricted for Fund Purpose	122,788		1,750,154			
GL840 Nonspendable-Inven/Prepaid	-		1,187			
GL 889 Assigned to Fund Purposes	-		-			
<b>Total Ending Fund Balance</b>	<b>\$ 1,222,788</b>		<b>\$ 1,751,341</b>			

Monthly Revenue Comparison



Monthly Expenditure Comparison

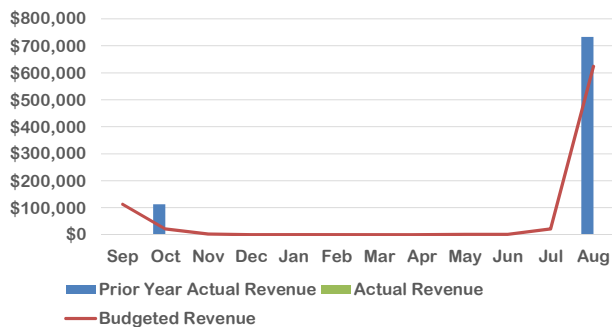


\*A six year historical average has been used to calculate the monthly Budget for both tables above.

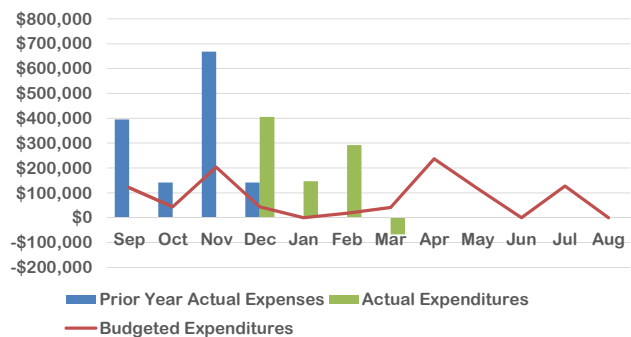
**AUBURN SCHOOL DISTRICT NO. 408  
TRANSPORTATION FUND BUDGET STATUS  
FOR THE MONTH OF MAY, 2018**

	Annual Budget	Actual For Month	Total For Year	Encumbrance	Balance	Percent
TOTAL BEGINNING FUND BALANCE	\$ 1,484,557		\$ 2,505,873			
REVENUES AND OTHER FINANCING SOURCES						
1000 Local Taxes	-	-	-		-	0.00%
2000 Local Non-Tax	12,000	2,493	19,143		(7,143)	159.52%
3000 State, General Purpose	-	-	-		-	0.00%
4000 State, Special Purpose	778,213	-	-		778,213	0.00%
5000 Federal, General Purpose	-	-	-		-	0.00%
8000 Revenues from Other Agencies	-	-	-		-	0.00%
9000 Others Financing Sources	-	-	-		-	0.00%
Total Revenues & Other Financing Sources	790,213	2,493	19,143	-	771,070	2.42%
EXPENDITURES						
Type 30 Equipment	950,000	-	777,609	-	172,391	81.85%
Total Expenditures	950,000	-	777,609	-	172,391	81.85%
Excess Revenues/Other Financing Sources Over (under) Expend & Oth Financing Uses	(159,787)	2,493	(758,466)			
Total Ending Fund Balance	1,324,770		1,747,407			
Ending Fund Balance Accounts						
GL 819 Restricted for Fund Purposes	1,484,557		2,505,873			
GL 889 Assigned to Special Fund Purposes	(159,787)		(758,466)			
GL 890 UnRsrvd Undsgntd Fnd Bal			-			
Total Ending Fund Balance	\$ 1,324,770		\$ 1,747,407			

Monthly Revenue Comparison



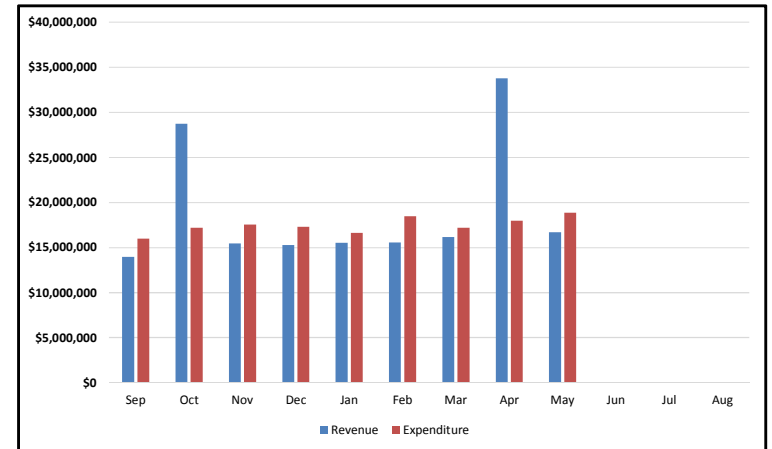
Monthly Expenditure Comparison



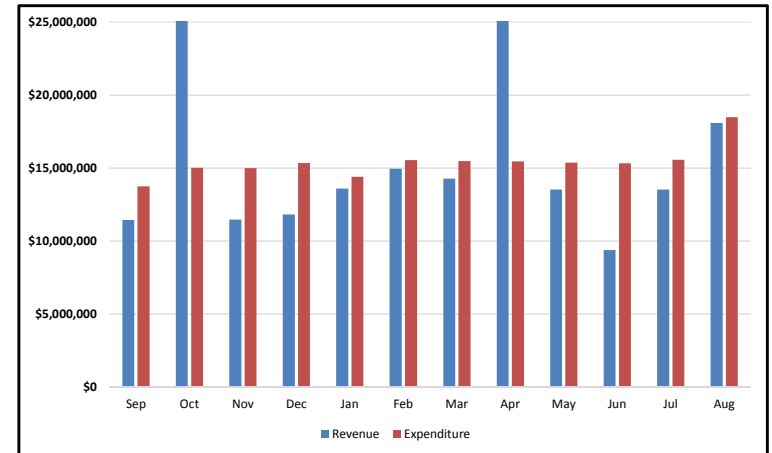
\*A six year historical average has been used to calculate the monthly Budget for both tables above.

**AUBURN SCHOOL DISTRICT NO. 408  
GENERAL FUND BUDGET STATUS SUMMARY  
AS OF MAY 31, 2018**

	REVENUE			EXPENDITURES			FUND BALANCE	
Fiscal Year	Average	Actual	Actual	Average	Actual	Monthly	Beginning	
2017-18	Cum %	Cum %	Monthly	Cum %	Cum %**	Amount		
September	6.33%	6.43%	13,973,938	7.07%	10.17%	15,966,492	14,095,395	
October	19.33%	19.35%	28,712,402	14.69%	18.64%	17,200,104	25,053,958	
November	26.33%	26.50%	15,460,039	22.45%	26.36%	17,534,892	23,064,933	
December	33.24%	33.78%	15,254,477	30.11%	32.78%	17,306,228	21,564,786	
January	40.27%	40.05%	15,524,469	37.46%	40.19%	16,603,665	19,985,463	
February	47.31%	47.10%	15,539,076	45.63%	48.11%	18,454,696	17,105,294	
March	54.62%	54.33%	16,147,761	53.24%	55.45%	17,187,512	15,875,353	
April	69.92%	69.70%	33,771,637	61.21%	63.33%	17,982,904	31,830,513	
May	77.48%	77.48%	16,687,842	69.56%	71.23%	18,865,308	30,141,487	
June								
July								
August								
			Revenue				Expenditure	Fund Balance
Anticipated - First Budget			220,802,147				225,849,874	9,452,273
Actual - At Fiscal Year End								
** Includes encumbrances.								



	REVENUE			EXPENDITURES			FUND BALANCE	
Fiscal Year 2016 - 17	Average Cum %	Actual Cum %	Actual Monthly	Average Cum %	Actual Cum %**	Monthly Amount	Beginning	
							16,078,148	
September	6.61%	6.61%	13,355,981	6.91%	10.93%	14,497,803	13,044,279	
October	19.50%	19.50%	26,063,463	14.47%	18.42%	15,849,158	23,258,584	
November	26.67%	26.67%	14,507,532	22.06%	25.76%	15,919,984	21,846,131	
December	33.56%	33.56%	13,924,260	29.62%	33.03%	15,847,592	19,922,799	
January	40.32%	40.32%	13,661,847	37.29%	40.69%	16,092,747	17,491,898	
February	46.99%	46.81%	13,495,354	45.11%	48.10%	16,402,508	14,224,348	
March	54.09%	54.09%	14,345,736	52.67%	55.47%	15,860,982	13,069,498	
April	69.05%	69.37%	30,239,708	60.89%	63.36%	17,236,227	26,724,727	
May	75.86%	76.40%	13,768,992	68.42%	71.16%	15,786,330	25,152,565	
June	80.60%	81.45%	9,590,588	76.41%	79.02%	16,764,812	18,605,318	
July	87.95%	89.02%	14,867,757	84.52%	87.14%	16,995,779	16,918,712	
August	97.63%	98.74%	19,645,130	94.24%	94.41%	20,392,309	16,171,646	
			Revenue				Expenditure	Fund Balance
Anticipated - First Budget			202,175,757	209,728,203			6,447,554	
Actual - At Fiscal Year End			199,631,662	197,646,117			16,171,646	
** Includes encumbrances.								



**AUBURN SCHOOL DISTRICT NO. 408**  
**BALANCE SHEETS - GOVERNMENTAL FUNDS**  
**May 31, 2018**

	GENERAL	TRANSPORT VEHICLE	CAPITAL PROJECTS	DEBT SERVICE	ASB
<b>ASSETS</b>					
Cash and cash equivalents	29,552,643	1,746,429	136,782,995	16,887,667	1,758,393
Restricted Cash	13,248	1,602	54,342	17,099	2,492
Property taxes receivable	21,841,231	(50)	1,884,216	14,614,605	-
Accounts receivable	249,549	-	1	0	-
Interest receivable	0	-	(29,501)	(232,353)	-
Due from other funds	-	-	218,175	-	-
Due from other governments	-	-	-	-	-
Inventory of supplies	312,405	-	-	-	-
Prepays	-	-	-	-	-
<b>Total Assets</b>	<b>51,969,077</b>	<b>1,747,981</b>	<b>138,910,229</b>	<b>31,287,017</b>	<b>1,760,885</b>
<b>LIABILITIES and EQUITY</b>					
<b>Liabilities:</b>					
Accounts payable	84,418	-	24,571	-	8,564
Estimated Unemployment Payable	5,189	-	-	-	-
Due to other governments	(261,854)	624	-	6,722	980
Due to other funds	-	-	3,804	-	-
Deferred revenue	21,999,838	(50)	1,886,247	14,614,605	-
<b>Total Liabilities</b>	<b>21,827,590</b>	<b>574</b>	<b>1,914,621</b>	<b>14,621,326</b>	<b>9,544</b>
<b>Equity:</b>					
Non Spendable Fund Bal--Inven	867,014	-	-	-	1,187
Restricted for Carryovers	238,785	-	-	-	-
Restricted for Food Services	3,264,119	-	-	-	-
Restricted from Bond Proceeds	-	-	95,494,939	-	-
Restricted from Levy Proceeds	-	-	4,891,906	-	-
Restricted from State Proceeds	-	-	28,888,765	-	-
Restricted from Other Proceeds	-	-	(782)	-	-
Restricted from Impact Fees	-	-	183,935	-	-
Restricted for Fund Purpose	-	2,505,873	-	-	1,750,154
Restricted to Debt Service	-	-	-	1,655,164	-
Assigned to Contingencies	300,000	-	-	-	-
Assigned to Other Purposes	1,800,000	-	-	-	-
Assigned To Fund Purposes	-	(758,466)	7,536,844	15,010,527	-
Unassigned Fund Balance	23,671,567	-	-	-	-
<b>Total Equity</b>	<b>30,141,487</b>	<b>1,747,407</b>	<b>136,995,607</b>	<b>16,665,691</b>	<b>1,751,341</b>
<b>Total Liabilities and Equity</b>	<b>51,969,077</b>	<b>1,747,981</b>	<b>138,910,229</b>	<b>31,287,017</b>	<b>1,760,885</b>

**AUBURN SCHOOL DISTRICT NO. 408**  
**BALANCE SHEETS - TRUST FUNDS AND ACCOUNT GROUPS**  
**May 31, 2018**

	TRUST FUNDS		ACCOUNT GROUPS	
	PRIV PURP TRUST	NBN EMPLOYEE BENEFITS	GENERAL FIXED ASSETS	GENERAL LONG-TERM DEBT
<b>ASSETS</b>				
Cash and cash equivalents	696,557	207,876		
Restricted Cash	1,177	344		
Due From Other Funds	-	-		
Accounts receivable				
Interest receivable	-	-		
Fixed assets			389,928,392	
Other debits:				
Amount available in Debt Service Fund				16,898,044
Amount to be provided for retirement of general long-term obligations				73,031,214
<b>Total Assets</b>	<b>697,734</b>	<b>208,220</b>	<b>389,928,392</b>	<b>89,929,258</b>
<b>LIABILITIES and EQUITY</b>				
Liabilities:				
Accounts Payable	-	-		
Compensated absences payable				4,189,258
Due to other governments	-	135		
Due To Other Funds	462	-		
General obligation bonds payable				85,740,000
<b>Total Liabilities</b>	<b>462</b>	<b>135</b>	<b>-</b>	<b>89,929,258</b>
Equity:				
Investment in general fixed assets			389,928,392	
Fund balances:				
Assigned To Fund Purposes	697,273	208,085		
<b>Total Equity</b>	<b>697,273</b>	<b>208,085</b>	<b>389,928,392</b>	<b>-</b>
<b>Total Liabilities and Equity</b>	<b>697,734</b>	<b>208,220</b>	<b>389,928,392</b>	<b>89,929,258</b>

**AUBURN SCHOOL DISTRICT NO. 408**  
**ASB FUND ACTIVITY**  
**MAY, 2018**

**HIGH SCHOOLS**

	Auburn High	Auburn Mountainview	Auburn Riverside	West Auburn	TOTAL
<b>BEGINNING BALANCE</b>	\$ 213,851.19	\$ 281,266.55	\$ 428,828.69	\$ 7,684.20	\$ 931,630.63
<b>REVENUES</b>	\$ 486,212.29	\$ 444,974.40	\$ 568,355.52	\$ 1,341.81	\$ 1,500,884.02
<b>EXPENDITURES</b>					
General	\$ 59,910.86	\$ 108,863.53	\$ 57,599.67	\$ 138.88	\$ 226,512.94
Athletics	84,620.17	49,799.69	53,003.67	-	187,423.53
Classes	15,409.91	12,072.75	11,859.62	-	39,342.28
Clubs	292,691.38	234,657.69	422,265.02	972.11	950,586.20
Private Monies	2,563.48	7,943.87	5,316.17	232.39	16,055.91
<b>TOTAL EXPENDITURES</b>	\$ 455,195.80	\$ 413,337.53	\$ 550,044.15	\$ 1,343.38	\$ 1,419,920.86
<b>TRANSFERS</b>					
General	\$ 32,379.00	\$ 30,418.00	\$ 26,333.42	\$ -	\$ 89,130.42
Athletics	(14,493.00)	1,256.48	(11,702.05)	-	(24,938.57)
Classes	(698.00)	(382.50)	4,361.44	-	3,280.94
Clubs	(17,188.00)	(31,291.98)	(18,992.81)	-	(67,472.79)
Private Monies	-	-	-	-	-
<b>TOTAL TRANSFERS</b>	\$ -	\$ -	\$ -	\$ -	\$ -
<b>OVER/ (UNDER)</b>	\$ 31,016.49	\$ 31,636.87	\$ 18,311.37	\$ (1.57)	\$ 80,963.16
<b>ENDING BALANCE</b>	\$ 244,867.68	\$ 312,903.42	\$ 447,140.06	\$ 7,682.63	\$ 1,012,593.79

**MIDDLE SCHOOLS**

	Cascade	Mt. Baker	Rainier	Olympic	TOTAL
<b>BEGINNING BALANCE</b>	\$ 77,241.70	\$ 77,873.11	\$ 111,393.89	\$ 110,122.51	\$ 376,631.21
<b>REVENUES</b>	\$ 66,626.64	\$ 57,706.49	\$ 50,769.17	\$ 35,463.70	\$ 210,566.00
<b>EXPENDITURES</b>					
General	\$ 42,566.72	\$ 4,794.89	\$ 16,169.17	\$ 15,613.23	\$ 79,144.01
Athletics	1,222.00	3,205.84	475.72	6,084.47	10,988.03
Classes	-	735.00	3,079.93	200.00	4,014.93
Clubs	10,343.84	32,718.14	27,493.32	11,722.11	82,277.41
Private Monies	2,057.04	391.01	478.00	45.89	2,971.94
<b>TOTAL EXPENDITURES</b>	\$ 56,189.60	\$ 41,844.88	\$ 47,696.14	\$ 33,665.70	\$ 179,396.32
<b>TRANSFERS</b>					
General	\$ -	\$ 11,200.00	\$ 2,036.49	\$ 1,018.83	\$ 14,255.32
Athletics	-	(3,610.00)	(500.00)	(1,018.83)	(5,128.83)
Classes	-	(3,260.00)	(3,600.00)	-	(6,860.00)
Clubs	-	(4,330.00)	2,063.51	-	(2,266.49)
Private Monies	-	-	-	-	-
<b>TOTAL TRANSFERS</b>	\$ -	\$ -	\$ -	\$ -	\$ -
<b>OVER/ (UNDER)</b>	\$ 10,437.04	\$ 15,861.61	\$ 3,073.03	\$ 1,798.00	\$ 31,169.68
<b>ENDING BALANCE</b>	\$ 87,678.74	\$ 93,734.72	\$ 114,466.92	\$ 111,920.51	\$ 407,800.89

---

**AUBURN SCHOOL DISTRICT NO 408**  
**TRUST FUND ACTIVITY**  
**May 31, 2018**

**NBN Employee Benefit Trust Fund Statement**

**ADDITIONS:**

Contributions from Plan Members	\$ 219,549.20	
Investment Earnings	973.69	
	<u>                    </u>	
Total Additions		<u>220,522.89</u>

**DEDUCTIONS:**

Benefits Claims	198,523.13	
State Program Fees	-	
	<u>                    </u>	
Total Deductions		<u>198,523.13</u>

Excess of Revenue over (under) Expenditure	\$ 21,999.76	
Net Assets - Beginning of Year		<u>186,085.09</u>
Net Assets - Year To Date		<u><u>\$ 208,084.85</u></u>

**Private Purpose Trust Fund Statement**

**ADDITIONS:**

Scholarship Donations	\$ 150,580.58	
InvestED	20,130.00	
Investment Earnings	5,244.50	
	<u>                    </u>	
Total Additions		<u>175,955.08</u>

**EXPENDITURES:**

Scholarship Donations	23,945.43	
InvestED	10,768.10	
	<u>                    </u>	
Total Expenditures		<u>34,713.53</u>

Excess of Revenue over (under) Expenditure	\$ 141,241.55	
Fund Balance - Beginning of the Year		<u>556,031.09</u>
Fund Balance - Year to Date		<u><u>\$ 697,272.64</u></u>

---

**AUBURN SCHOOL DISTRICT NO. 408  
LOCAL GRANTS RECEIVED  
AS OF MAY 31, 2018**

Donor	Recipient	Amount
Communities in Schools	Gildoo Rey	\$2,016.67
Communities in Schools	Dick Scobee	\$1,986.67
Communities in Schools	Cascade	\$1,391.94
Communities in Schools	Olympic	\$1,740.61
Hop Jack's Good Neighbor Fund	ASD	\$467.00
Coca Cola	Alpac	\$6.07
Ellison Foundation	Evergreen	\$4,500.00
BoxTops	Chinook	\$475.70
NW Fundraising	Chinook	\$80.00
USAgain	Lake View	\$20.22
BoxTops	Pioneer	\$192.00
Donors Choose - SLC Field Trip	Terminal Park	\$350.00
City of Auburn Community Matching Grant	Washington	\$839.84
Speea Local	Hazelwood	\$200.00
PTA	Hazelwood	\$117.01
BoxTops	Hazelwood	\$390.50
McDonald's	Hazelwood	\$935.87
Vista Vending	Hazelwood	\$14.79
BoxTops	Rainier	\$4.00
USAgain	Rainier	\$37.32
Ohiopyle Prints	Riverside	\$23.08
Auburn Public Schools Foundation	ASD	\$4,000.00
Muckleshoot Tribe	ASD	\$360,925.33
KC Crime Prevention Grant	ASD	\$10,810.07
Total		<u><u>\$391,524.69</u></u>

10--General Fund-- FUND BALANCE -- AGENCY ACCOUNTS -- Revised -- BUDGET-STATUS-REPORT  
Fiscal Year 2017 (September 1, 2017 - August 31, 2018)For the AUBURN SCHOOL DISTRICT NO. 408 School District for the Month of May, 2018

	ANNUAL BUDGET	ACTUAL FOR MONTH	ACTUAL FOR YEAR	ENCUMBRANCES	BALANCE	PERCENT
<b>A. REVENUES/OTHER FIN. SOURCES</b>						
1000 LOCAL TAXES	41,521,302	4,292,149.47	40,886,174.81		635,127.19	98.47
2000 LOCAL SUPPORT NONTAX	7,670,683	866,449.86	4,104,106.02		3,566,576.98	53.50
3000 STATE, GENERAL PURPOSE	123,225,952	8,092,166.72	91,758,436.18		31,467,515.82	74.46
4000 STATE, SPECIAL PURPOSE	31,315,307	1,781,608.34	23,716,852.50		7,598,454.50	75.74
5000 FEDERAL, GENERAL PURPOSE	140,553	706.33	57,457.34		83,095.66	40.88
6000 FEDERAL, SPECIAL PURPOSE	16,300,650	1,363,156.91	9,682,560.94		6,618,089.06	59.40
7000 REVENUES FR OTH SCH DIST	525,000	280,794.00	586,612.22		61,612.22-	111.74
8000 OTHER AGENCIES AND ASSOCIATES	102,700	10,810.07	245,950.02		143,250.02-	239.48
9000 OTHER FINANCING SOURCES	0	.00	33,490.48		33,490.48-	0.00
<b>Total REVENUES/OTHER FIN. SOURCES</b>	220,802,147	16,687,841.70	171,071,640.51		49,730,506.49	77.48
<b>B. EXPENDITURES</b>						
00 Regular Instruction	125,880,729	10,985,560.43	90,807,188.49	27,648,530.09	7,425,010.42	94.10
10 Federal Stimulus	0	.00	735.87-	0.00	735.87	0.00
20 Special Ed Instruction	28,658,652	2,265,921.17	20,437,190.70	6,547,912.55	1,673,548.75	94.16
30 Voc. Ed Instruction	7,380,065	639,266.93	5,316,464.43	1,663,432.38	400,168.19	94.58
40 Skills Center Instruction	0	.00	.00	0.00	.00	0.00
50+60 Compensatory Ed Instruct.	17,838,987	1,288,477.18	10,961,102.32	3,366,264.46	3,511,620.22	80.31
70 Other Instructional Pgms	4,519,031	81,274.98	666,852.12	239,056.55	3,613,122.33	20.05
80 Community Services	1,471,891	81,043.18	750,774.08	142,961.79	578,155.13	60.72
90 Support Services	40,100,518	3,523,764.34	28,162,963.88	7,419,377.98	4,518,176.14	88.73
<b>Total EXPENDITURES</b>	225,849,873	18,865,308.21	157,101,800.15	47,027,535.80	21,720,537.05	90.38
<b>C. OTHER FIN. USES TRANS. OUT (GL 536)</b>	0	.00	.00			
<b>D. OTHER FINANCING USES (GL 535)</b>	0	.00	.00			
<b>E. EXCESS OF REVENUES/OTHER FIN.SOURCES</b>						
OVER(UNDER)EXP/OTH FIN USES (A-B-C-D)	5,047,726-	2,177,466.51-	13,969,840.36		19,017,566.36	376.76-
<b>F. TOTAL BEGINNING FUND BALANCE</b>	14,500,000		16,171,646.17			
<b>G. G/L 898 PRIOR YEAR ADJUSTMENTS (+OR-)</b>	XXXXXXXXX		.00			
<b>H. TOTAL ENDING FUND BALANCE</b>	9,452,274		30,141,486.53			
(E+F + OR - G)						

I. ENDING FUND BALANCE ACCOUNTS:

G/L 810 RESTRICTED FOR OTHER ITEMS	0	.00
G/L 815 RESTIC UNEQUALIZED DEDUCT REV	0	.00
G/L 821 RESTRICTED FOR CARRYOVER	0	238,785.37
G/L 825 RESTRICTED FOR SKILLS CENTER	0	.00
G/L 828 RESTRICTED FOR C/O OF FS REV	0	3,264,119.44
G/L 830 RESTRICTED FOR DEBT SERVICE	0	.00
G/L 835 RESTRICTD FOR ARBITAGE REBATE	0	.00
G/L 840 NONSPND FB - INVENT/PREP ITMS	0	867,014.36
G/L 845 RESTRICTED FOR SELF-INSURANCE	0	.00
G/L 850 RESTRICTED FOR UNINSURED RISKS	0	.00
G/L 870 COMMITTED TO OTHER PURPOSES	0	.00
G/L 872 COMMITTED TO MIN FND BAL POLICY	0	.00
G/L 875 ASSIGNED CONTINGENCIES	0	300,000.00
G/L 884 ASSIGNED TO OTHER CAP PROJECTS	0	.00
G/L 888 ASSIGNED TO OTHER PURPOSES	0	1,800,000.00
G/L 890 UNASSIGNED FUND BALANCE	9,452,274	23,671,567.36
G/L 891 UNASSIGNED MIN FND BAL POLICY	0	.00
 <u>TOTAL</u>	 9,452,274	 30,141,486.53

20--Capital Projects-- FUND BALANCE -- AGENCY ACCOUNTS -- Revised -- BUDGET-STATUS-REPORT  
Fiscal Year 2017 (September 1, 2017 - August 31, 2018)For the AUBURN SCHOOL DISTRICT NO. 408 School District for the Month of May, 2018

	ANNUAL BUDGET	ACTUAL FOR MONTH	ACTUAL FOR YEAR	ENCUMBRANCES	BALANCE	PERCENT
<b>A. REVENUES/OTHER FIN. SOURCES</b>						
1000 Local Taxes	3,631,649	367,627.14	3,590,376.14		41,272.86	98.86
2000 Local Support Nontax	2,100,000	219,698.48	1,498,182.74		601,817.26	71.34
3000 State, General Purpose	0	.00	.00		.00	0.00
4000 State, Special Purpose	0	.00	6,916,671.36		6,916,671.36-	0.00
5000 Federal, General Purpose	0	.00	.00		.00	0.00
6000 Federal, Special Purpose	0	.00	.00		.00	0.00
7000 Revenues Fr Oth Sch Dist	0	.00	.00		.00	0.00
8000 Other Agencies and Associates	0	.00	.00		.00	0.00
9000 Other Financing Sources	0	.00	.00		.00	0.00
<b>Total REVENUES/OTHER FIN. SOURCES</b>	<b>5,731,649</b>	<b>587,325.62</b>	<b>12,005,230.24</b>		<b>6,273,581.24-</b>	<b>209.46</b>
<b>B. EXPENDITURES</b>						
10 Sites	591,100	14,564.48	588,646.46	0.00	2,453.54	99.58
20 Buildings	59,907,801	1,828,843.62	9,204,210.63	9,363,179.23	41,340,411.14	30.99
30 Equipment	3,814,078	107,893.45	1,668,814.66	1,265,322.52	879,940.82	76.93
40 Energy	0	.00	34,734.34	0.00	34,734.34-	0.00
50 Sales & Lease Expenditure	0	.00	.00	0.00	.00	0.00
60 Bond Issuance Expenditure	1,100	.00	1,100.00	0.00	.00	100.00
90 Debt	0	.00	.00	0.00	.00	0.00
<b>Total EXPENDITURES</b>	<b>64,314,079</b>	<b>1,951,301.55</b>	<b>11,497,506.09</b>	<b>10,628,501.75</b>	<b>42,188,071.16</b>	<b>34.40</b>
<b>C. OTHER FIN. USES TRANS. OUT (GL 536)</b>	<b>0</b>	<b>.00</b>	<b>.00</b>			
<b>D. OTHER FINANCING USES (GL 535)</b>	<b>0</b>	<b>.00</b>	<b>.00</b>			
<b>E. EXCESS OF REVENUES/OTHER FIN. SOURCES OVER (UNDER) EXP/OTH FIN USES (A-B-C-D)</b>	<b>58,582,430-</b>	<b>1,363,975.93-</b>	<b>507,724.15</b>		<b>59,090,154.15</b>	<b>100.87-</b>
<b>F. TOTAL BEGINNING FUND BALANCE</b>	<b>133,456,369</b>		<b>136,487,883.34</b>			
<b>G. G/L 898 PRIOR YEAR ADJUSTMENTS (+OR-)</b>	<b>XXXXXXXXXX</b>		<b>.00</b>			
<b>H. TOTAL ENDING FUND BALANCE (E+F + OR - G)</b>	<b>74,873,939</b>		<b>136,995,607.49</b>			

I. ENDING FUND BALANCE ACCOUNTS:

G/L 810 RESTRICTED FOR OTHER ITEMS	0	.00
G/L 825 RESTRICTED FOR SKILLS CENTER	0	.00
G/L 830 RESTRICTED FOR DEBT SERVICE	0	.00
G/L 835 RESTRICTED FOR ARBITRAGE REBAT	0	.00
G/L 840 NONSPND FB - INVENT/PREPD ITMS	0	.00
G/L 850 RESTRICTED FOR UNINSURED RISKS	0	.00
G/L 861 RESTRICTED FROM BOND PROCEEDS	49,478,886	95,494,938.94
G/L 862 COMMITTED FROM LEVY PROCEEDS	5,847,903-	4,891,906.44
G/L 863 RESTRICTED FROM STATE PROCEEDS	21,988,072	28,888,764.96
G/L 864 RESTRICTED FROM FEDERAL PROCEED	0	.00
G/L 865 RESTRICTED FROM OTHER PROCEEDS	870,545-	781.69-
G/L 866 RESTRICTED FROM IMPACT FEE PROC	1,474,122	183,935.00
G/L 867 RESTRICTED FROM MITIGATION FEES	0	.00
G/L 869 RESTRICTED FROM UNDISTRIB PROCE	0	.00
G/L 870 COMMITTED TO OTHER PURPOSES	0	.00
G/L 889 ASSIGNED TO FUND PURPOSES	8,651,307	7,536,843.84
G/L 890 UNASSIGNED FUND BALANCE	0	.00
 <u>TOTAL</u>	 74,873,939	 136,995,607.49

30--Debt Service Fund-- FUND BALANCE -- AGENCY ACCOUNTS -- Revised -- BUDGET-STATUS-REPORT  
Fiscal Year 2017 (September 1, 2017 - August 31, 2018)For the AUBURN SCHOOL DISTRICT NO. 408 School District for the Month of May, 2018

	ANNUAL BUDGET	ACTUAL FOR MONTH	ACTUAL FOR YEAR	ENCUMBRANCES	BALANCE	PERCENT
<u>A. REVENUES/OTHER FIN. SOURCES</u>						
1000 Local Taxes	28,651,162	2,887,593.18	28,161,273.56		489,888.44	98.29
2000 Local Support Nontax	40,000	9,122.52	69,477.22		29,477.22	173.69
3000 State, General Purpose	0	.00	.00		.00	0.00
5000 Federal, General Purpose	0	.00	.00		.00	0.00
9000 Other Financing Sources	0	.00	.00		.00	0.00
 <u>Total REVENUES/OTHER FIN. SOURCES</u>	 28,691,162	 2,896,715.70	 28,230,750.78		 460,411.22	 98.40
 <u>B. EXPENDITURES</u>						
Matured Bond Expenditures	19,210,000	.00	19,210,000.00	0.00	.00	100.00
Interest On Bonds	9,270,038	.00	4,778,418.75	0.00	4,491,619.25	51.55
Interfund Loan Interest	0	.00	.00	0.00	.00	0.00
Bond Transfer Fees	5,000	.00	.00	0.00	5,000.00	0.00
Arbitrage Rebate	0	.00	.00	0.00	.00	0.00
Underwriter's Fees	0	.00	.00	0.00	.00	0.00
 <u>Total EXPENDITURES</u>	 28,485,038	 .00	 23,988,418.75	 0.00	 4,496,619.25	 84.21
 <u>C. OTHER FIN. USES TRANS. OUT (GL 536)</u>	 0	 .00	 .00			
 <u>D. OTHER FINANCING USES (GL 535)</u>	 0	 .00	 .00			
 <u>E. EXCESS OF REVENUES/OTHER FIN. SOURCES</u>						
<u>OVER (UNDER) EXPENDITURES (A-B-C-D)</u>	206,124	2,896,715.70	4,242,332.03		4,036,208.03	> 1000
 <u>F. TOTAL BEGINNING FUND BALANCE</u>	 7,473,419		 12,423,359.25			
 <u>G. G/L 898 PRIOR YEAR ADJUSTMENTS (+OR-)</u>	 XXXXXXXXXX		 .00			
 <u>H. TOTAL ENDING FUND BALANCE</u>	 7,679,543		 16,665,691.28			
<u>(E+F + OR - G)</u>						

I. ENDING FUND BALANCE ACCOUNTS:

G/L 810 RESTRICTED FOR OTHER ITEMS	0	.00
G/L 830 RESTRICTED FOR DEBT SERVICE	7,473,419	1,655,163.87
G/L 835 RESTRICTD FOR ARBITRAGE REBATE	0	.00
G/L 870 COMMITTED TO OTHER PURPOSES	0	.00
G/L 889 ASSIGNED TO FUND PURPOSES	206,124	15,010,527.41
G/L 890 UNASSIGNED FUND BALANCE	0	.00
 <u>TOTAL</u>	 7,679,543	 16,665,691.28

40--ASB Fund-- FUND BALANCE -- AGENCY ACCOUNTS -- Revised -- BUDGET-STATUS-REPORT  
Fiscal Year 2017 (September 1, 2017 - August 31, 2018)For the AUBURN SCHOOL DISTRICT NO. 408 School District for the Month of May, 2018

	<u>ANNUAL</u> <u>BUDGET</u>	<u>ACTUAL</u> <u>FOR MONTH</u>	<u>ACTUAL</u> <u>FOR YEAR</u>	<u>ENCUMBRANCES</u>	<u>BALANCE</u>	<u>PERCENT</u>
<u>A. REVENUES</u>						
1000 General Student Body	1,893,352	31,415.12	587,233.02		1,306,118.98	31.02
2000 Athletics	286,300	13,454.42	198,331.30		87,968.70	69.27
3000 Classes	261,165	26,006.82	85,924.59		175,240.41	32.90
4000 Clubs	2,262,104	120,178.61	1,006,856.86		1,255,247.14	44.51
6000 Private Moneys	139,250	3,592.50	47,907.51		91,342.49	34.40
<u>Total REVENUES</u>	4,842,171	194,647.47	1,926,253.28		2,915,917.72	39.78
<u>B. EXPENDITURES</u>						
1000 General Student Body	1,467,362	39,443.16	414,240.88	108,988.73	944,132.39	35.66
2000 Athletics	430,720	15,243.55	198,411.56	10,801.77	221,506.67	48.57
3000 Classes	303,905	10,991.77	60,421.37	25,185.74	218,297.89	28.17
4000 Clubs	2,437,867	127,510.39	1,036,555.77	249,549.79	1,151,761.44	52.76
6000 Private Moneys	141,071	21,650.72	37,166.31	0.00	103,904.69	26.35
<u>Total EXPENDITURES</u>	4,780,925	214,839.59	1,746,795.89	394,526.03	2,639,603.08	44.79
<u>C. EXCESS OF REVENUES</u>						
<u>OVER (UNDER) EXPENDITURES</u> (A-B)	61,246	20,192.12-	179,457.39		118,211.39	193.01
<u>D. TOTAL BEGINNING FUND BALANCE</u>	1,161,542		1,571,883.47			
<u>E. G/L 898 PRIOR YEAR ADJUSTMENTS (+OR-)</u>	XXXXXXXX		.00			
<u>F. TOTAL ENDING FUND BALANCE</u>	1,222,788		1,751,340.86			
<u>C+D + OR - E)</u>						

G. ENDING FUND BALANCE ACCOUNTS:

G/L 810 RESTRICTED FOR OTHER ITEMS	0	.00
G/L 819 RESTRICTED FOR FUND PURPOSES	1,222,788	1,750,153.96
G/L 840 NONSPND FB - INVENT/PREPD ITMS	0	1,186.90
G/L 850 RESTRICTED FOR UNINSURED RISKS	0	.00
G/L 870 COMMITTED TO OTHER PURPOSES	0	.00
G/L 889 ASSIGNED TO FUND PURPOSES	0	.00
G/L 890 UNASSIGNED FUND BALANCE	0	.00
 <u>TOTAL</u>	 1,222,788	 1,751,340.86

90--Transportation Vehicle Fund-- FUND BALANCE -- AGENCY ACCOUNTS -- Revised -- BUDGET-STATUS-REPORT  
Fiscal Year 2017 (September 1, 2017 - August 31, 2018)For the AUBURN SCHOOL DISTRICT NO. 408 School District for the Month of May, 2018

A. REVENUES/OTHER FIN. SOURCES	ANNUAL BUDGET	ACTUAL FOR MONTH	ACTUAL FOR YEAR	ENCUMBRANCES	BALANCE	PERCENT
1000 Local Taxes	0	.00	.00		.00	0.00
2000 Local Nontax	12,000	2,493.44	19,142.83		7,142.83-	159.52
3000 State, General Purpose	0	.00	.00		.00	0.00
4000 State, Special Purpose	778,213	.00	.00		778,213.00	0.00
5000 Federal, General Purpose	0	.00	.00		.00	0.00
6000 Federal, Special Purpose	0	.00	.00		.00	0.00
8000 Other Agencies and Associates	0	.00	.00		.00	0.00
9000 Other Financing Sources	0	.00	.00		.00	0.00
A. <u>TOTAL REV/OTHER FIN.SRCS (LESS TRANS)</u>	790,213	2,493.44	19,142.83		771,070.17	2.42
B. <u>9900 TRANSFERS IN FROM GF</u>	0	.00	.00		.00	0.00
C. <u>Total REV./OTHER FIN. SOURCES</u>	790,213	2,493.44	19,142.83		771,070.17	2.42
D. <u>EXPENDITURES</u>						
Type 30 Equipment	950,000	.00	777,608.68	0.00	172,391.32	81.85
Type 60 Bond Levy Issuance	0	.00	.00	0.00	.00	0.00
Type 90 Debt	0	.00	.00	0.00	.00	0.00
<u>Total EXPENDITURES</u>	950,000	.00	777,608.68	0.00	172,391.32	81.85
E. <u>OTHER FIN. USES TRANS. OUT (GL 536)</u>	0	.00	.00			
F. <u>OTHER FINANCING USES (GL 535)</u>	0	.00	.00			
G. <u>EXCESS OF REVENUES/OTHER FIN SOURCES</u> <u>OVER (UNDER) EXP/OTH FIN USES (C-D-E-F)</u>	159,787-	2,493.44	758,465.85-		598,678.85-	374.67
H. <u>TOTAL BEGINNING FUND BALANCE</u>	1,484,557		2,505,872.67			
I. <u>G/L 898 PRIOR YEAR ADJUSTMENTS (+OR-)</u>	XXXXXXXX		.00			
J. <u>TOTAL ENDING FUND BALANCE</u> <u>(G+H + OR - I)</u>	1,324,770		1,747,406.82			

K. ENDING FUND BALANCE ACCOUNTS:

G/L 810 RESTRICTED FOR OTHER ITEMS	0	.00
G/L 819 RESTRICTED FOR FUND PURPOSES	1,484,557	2,505,872.67
G/L 830 RESTRICTED FOR DEBT SERVICE	0	.00
G/L 835 RESTRICTD FOR ARBITAGE REBATE	0	.00
G/L 850 RESTRICTED FOR UNINSURED RISKS	0	.00
G/L 889 ASSIGNED TO FUND PURPOSES	159,787-	758,465.85-
G/L 890 UNASSIGNED FUND BALANCE	0	.00
<u>TOTAL</u>	1,324,770	1,747,406.82

\*\*\*\*\* End of report \*\*\*\*\*



# 2018-19 Original Budget

June 25, 2018



# Overview

- ▶ New Legislation – 2242 and 6362
- ▶ General Fund Budget
- ▶ Associated Student Body Fund Budget
- ▶ Capital Projects Fund Budget
- ▶ Debt Service Fund Budget
- ▶ Transportation Vehicle Fund Budget



# New Legislation

- ▶ MSOC Disclosure (prior legislation)
- ▶ Change in salary allocation from a staff mix model to a state-wide average salary allocation
- ▶ Required minimum and maximum salary expenditures with a mandatory 10% increase at 5 years experience
- ▶ Reduction in levy authority and restrictions on levy spending
- ▶ Four-Year Budgeting



# Student and Staff FTE

- ▶ Projected Enrollment 16,773 students
- ▶ Projected Student AAFTE – 16,400
  - Annual Average Full-Time Equivalent
- ▶ Certificated Staff FTE – 1,151.448
- ▶ Classified Staff FTE – 679.746



# General Fund Budget

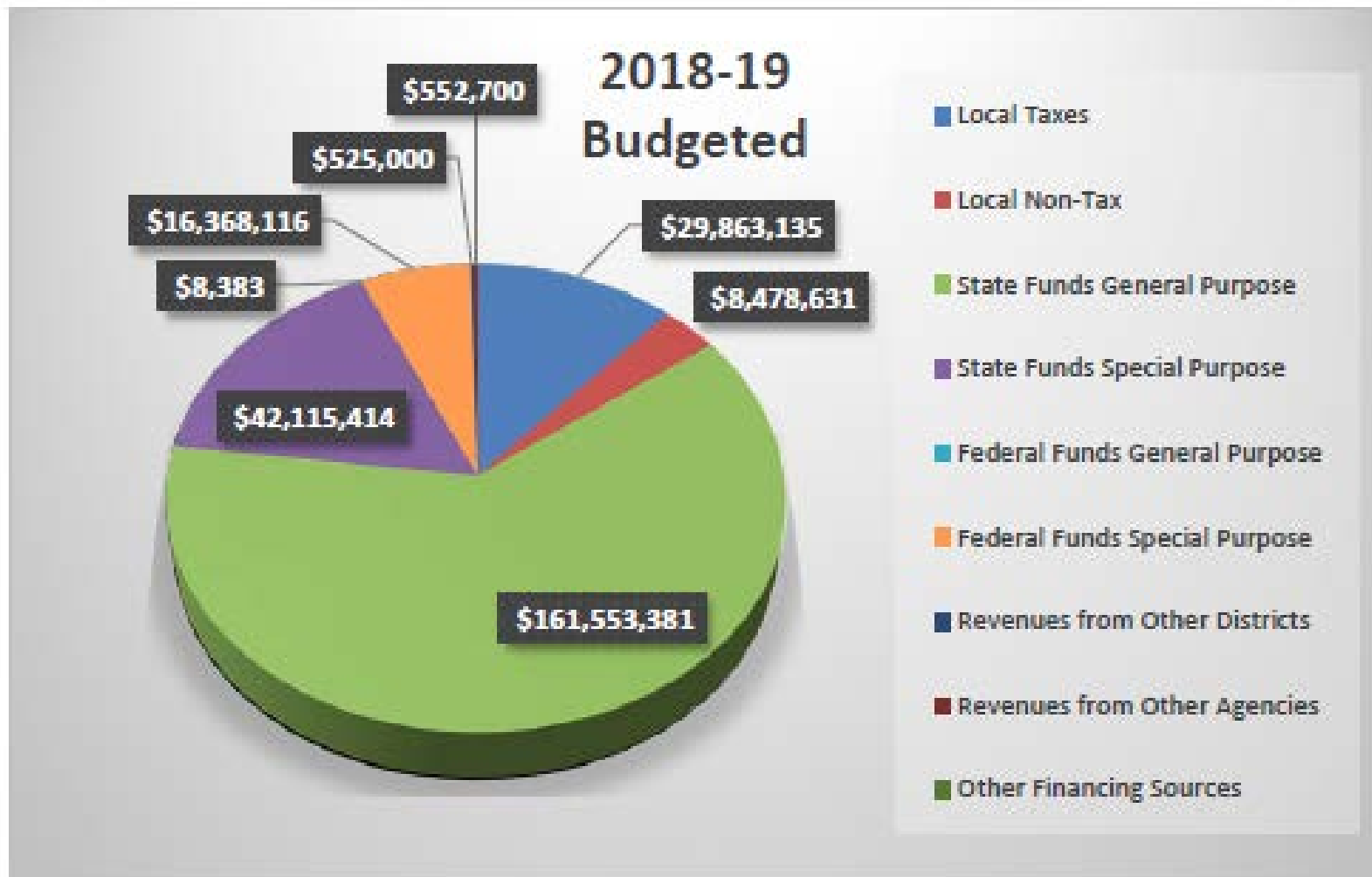
- ▶ Revenues \$259,464,760
  - Local Taxes, Local Non-Tax, State Funding, Federal Funding, Other School Districts and Grants
  
- ▶ Expenditures of \$247,818,777
  - Regular Instruction, Special Education, Career and Technical Education, Compensatory Education, Other Instructional Programs, Community Services, and Support Services

# 2018-19 Budgeted Revenues

	2016-17 Actuals	2017-18 Budgeted	2018-19 Budgeted
Local Taxes	\$ 39,625,784	\$ 41,521,302	\$ 29,863,135
Local Non-Tax	\$ 4,328,540	\$ 7,670,683	\$ 8,478,631
State Funds General Purpose	\$ 110,895,901	\$ 123,225,952	\$ 161,553,381
State Funds Special Purpose	\$ 28,127,933	\$ 31,315,307	\$ 42,115,414
Federal Funds General Purpose	\$ 4,636	\$ 140,553	\$ 8,383
Federal Funds Special Purpose	\$ 15,878,607	\$ 16,300,650	\$ 16,368,116
Revenues from Other Districts	\$ 568,715	\$ 525,000	\$ 525,000
Revenues from Other Agencies	\$ 198,956	\$ 102,700	\$ 552,700
Other Financing Sources	\$ 2,590	\$ -	\$ -
<b>Total</b>	<b>\$ 199,631,662</b>	<b>\$ 220,802,147</b>	<b>\$ 259,464,760</b>



# 2018-19 Budgeted Revenues by Source

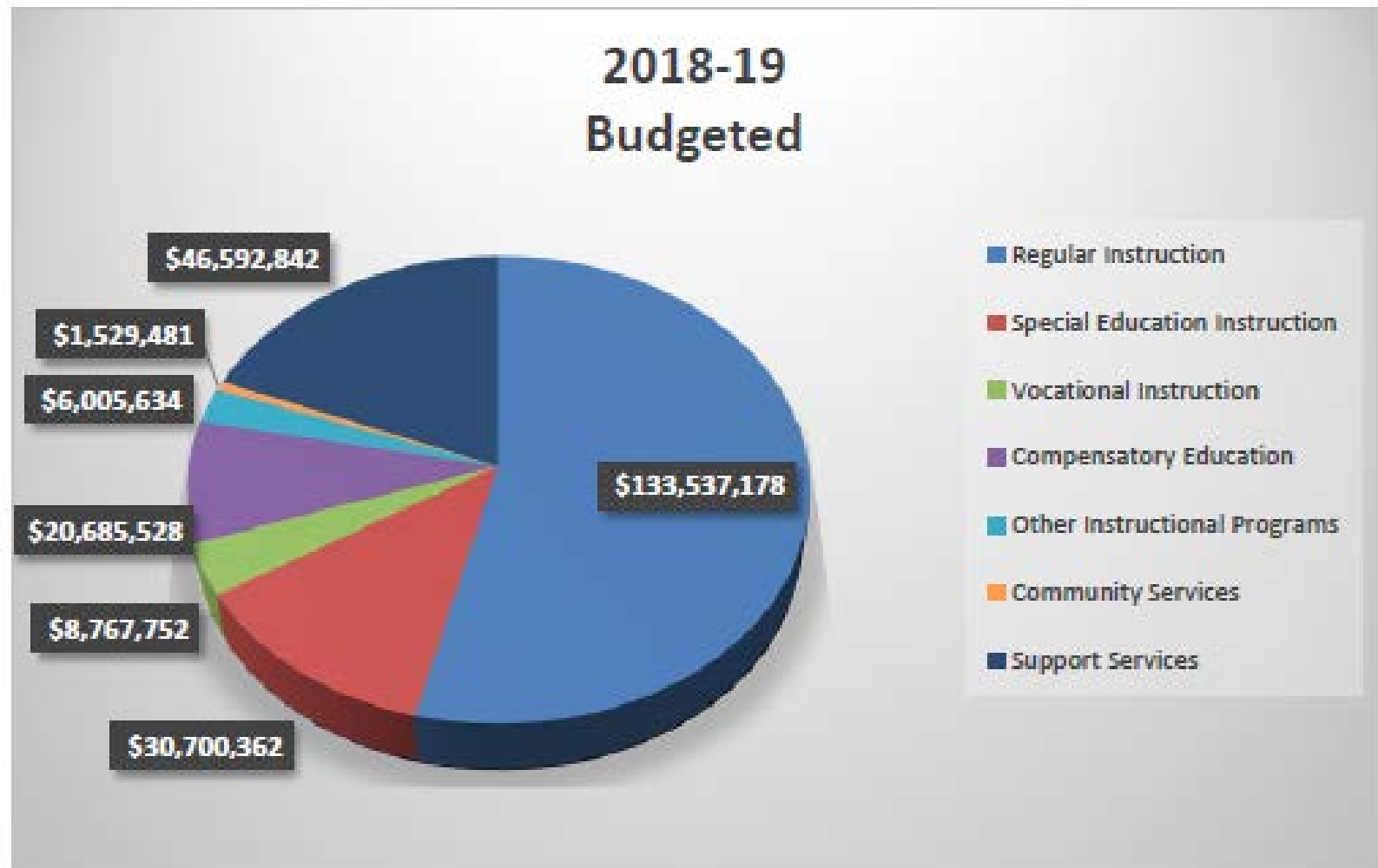


# 2018-19 Budgeted Expenditures

	2016-17 Actuals	2017-18 Budgeted	2018-19 Budgeted
Regular Instruction	\$ 113,975,915	\$ 124,914,855	\$ 133,537,178
Federal Stimulus	\$ 331,782	\$ 129,024	\$ -
Special Education Instruction	\$ 24,686,832	\$ 28,560,739	\$ 30,700,362
Vocational Instruction	\$ 6,925,360	\$ 7,379,749	\$ 8,767,752
Skills Center	\$ -	\$ -	\$ -
Compensatory Education	\$ 14,830,074	\$ 17,123,598	\$ 20,685,528
Other Instructional Programs	\$ 883,193	\$ 6,803,173	\$ 6,005,634
Community Services	\$ 991,985	\$ 1,494,976	\$ 1,529,481
Support Services	\$ 35,020,975	\$ 39,443,760	\$ 46,592,842
Total	\$ 197,646,116	\$ 225,849,874	\$ 247,818,777

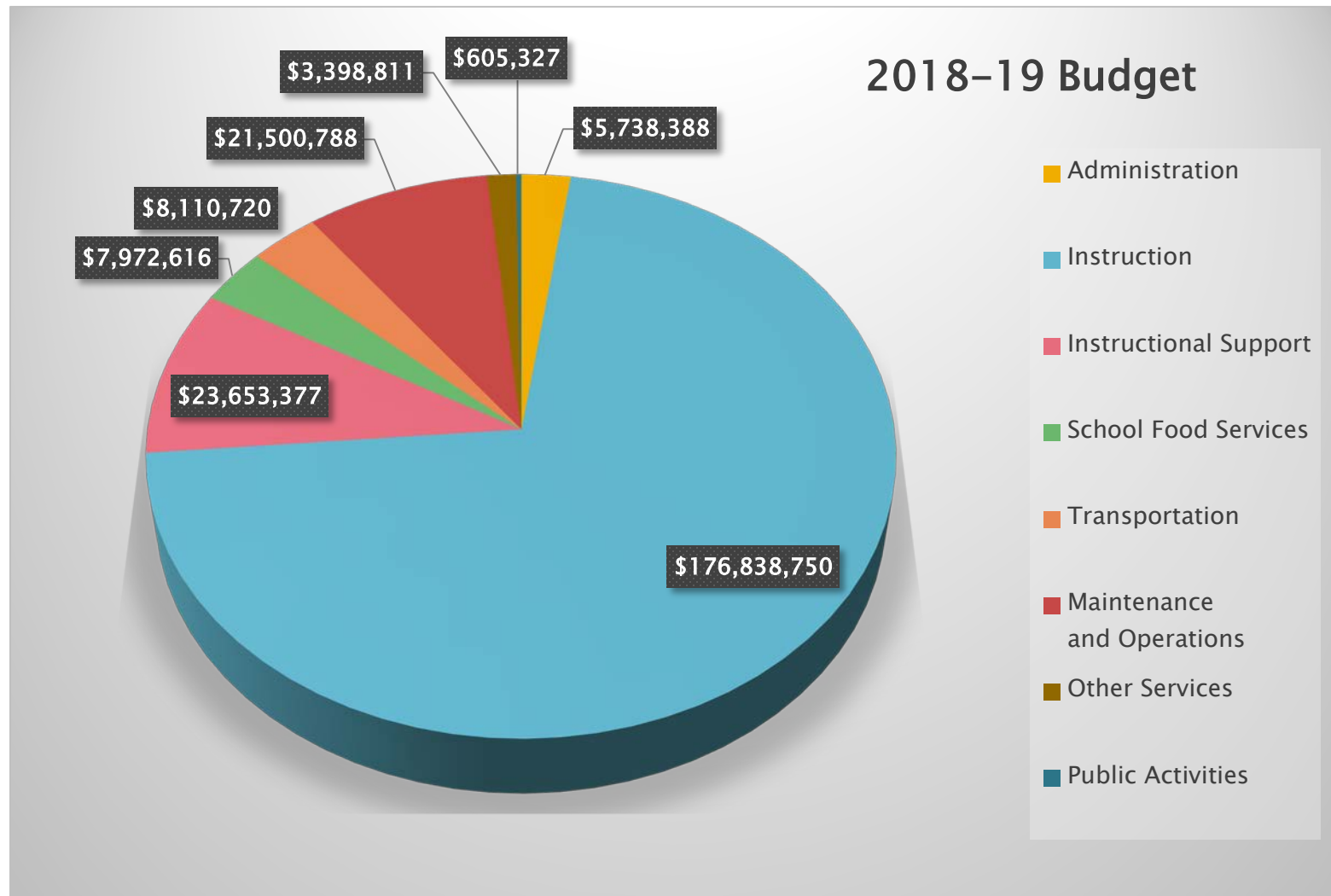


# 2018-19 Budgeted Expenditures by Source





# Budgeted Expenditures by Activity



# 2018-19 Budget Overview

	2016-17 Actuals	2017-18 Budgeted	2018-19 Budgeted
Beginning Fund Balance	\$ 14,186,101	\$ 16,171,646	\$ 16,450,000
Revenues	\$ 199,631,662	\$ 220,802,147	\$ 259,464,760
Total Resources	\$ 213,817,763	\$ 236,973,793	\$ 275,914,760
Expenditures	\$ 197,646,116	\$ 225,849,874	\$ 247,818,777
Ending Fund Balance	\$ 16,171,647	\$ 11,123,919	\$ 28,095,983
Restricted Fund Balance	\$ 4,369,919	\$ 4,369,919	\$ 3,850,000
Assigned Fund Balance	\$ 2,100,000	\$ 2,100,000	\$ 7,700,000
Unassigned Ending Fund Balance	\$ 9,701,728	\$ 4,654,000	\$ 16,545,983
Ending Fund Balance Percent	4.91%	2.06%	6.68%



# MSOC Disclosure

(materials, supplies, and operating costs)

- ▶ *Supplemental Budget Section 502(8)(a)(ii) pages 206-207*
- ▶ *Chapter 28A.505 RCW*



**Auburn School District No. 408**  
**2018-19 MSOC Disclosure**

**Combined 1191 MSOC from F-203**

Regular Instruction	\$ 19,566,718.00
Grades 9-12 Additional	\$ 885,952.00
<b>* Total MSOC Allocation</b>	<b>\$ 20,452,670.00</b>

**\*\* Objects of Expenditure from F-195**

	Totals	Prg 01	Prg 97
Object 5 - totals	\$ 5,289,537.00	\$ 4,096,278.00	\$ 1,193,259.00
Object 7 - totals	\$ 17,422,060.00	\$ 5,082,899.00	\$ 12,339,161.00
Object 8 - totals	\$ 160,536.00	\$ 98,502.00	\$ 62,034.00
Object 9 - totals	\$ 333,500.00	\$ 102,000.00	\$ 231,500.00
<b>* Total Budgeted 5-9 Expenditures</b>	<b>\$ 23,205,633.00</b>		

**MSOC Revenue Over (Under) MSOC  
Expenditures**

**\$ (2,752,963.00)**

## GENERAL FUND

### Four-Year Budget Projections

**Assumptions:** 2% enrollment increase, 5% expenditure increase

	<u>2018-19</u>	<u>2019-20</u>	<u>2020-21</u>	<u>2021-22</u>
Student FTE	16,400	16,728	17,063	17,404
Cert Staff	1,151.45	1,174.48	1,197.97	1,221.93
Class Staff	679.746	693.34	707.207	721.351
Revenues	\$ 259,464,760.00	\$ 250,846,300.00	\$ 255,197,396.00	\$ 258,875,587.00
Expenditures	\$ 247,818,777.00	\$ 260,209,713.00	\$ 273,220,198.00	\$ 286,881,209.00



# Other Funds

- ▶ Associated Student Body Fund
- ▶ Capital Projects Fund
- ▶ Debt Service Fund
- ▶ Transportation Vehicle Fund



# Associated Student Body Fund 2018-19 Budget

Each student activity group prepares a budget for the fiscal year.

## ▶ Revenues of \$5,163,925

- Various Fundraisers

## ▶ Expenditures of \$5,063,369

- General ASB
- Athletics
- Classes (Seniors, Juniors, etc.)
- ASB Clubs
- Private Monies (scholarships, food bank)



## Associated Student Body Fund

*The Associated Student Body Fund includes revenues and expenditures related to activities by students in schools.*

	2016-17 Actual	2017-18 Budgeted	2018-19 Budgeted			
Beginning Fund Balance	\$ 1,451,502	\$ 1,161,542	\$ 1,171,528			
Revenues - Fundraising and Private Monies	\$2,284,806	\$4,842,171 111.9%	\$5,163,925 6.6%			
Expenditures - General ASB, Athletics, Classes, Clubs	\$2,163,637	\$4,780,925 121.0%	\$5,063,369 5.9%			
Ending Fund Balance	\$ 1,572,671	\$ 1,222,788	\$ 1,272,084			

## ASSOCIATED STUDENT BODY (ASB) Four-Year Budget Projections

	<u>2018-19</u>	<u>2019-20</u>	<u>2020-21</u>	<u>2021-22</u>
<b>Revenues</b>	\$ 5,163,925.00	\$ 5,267,202.00	\$ 5,372,546.00	\$ 5,479,996.00
<b>Expenditures</b>	\$ 5,063,369.00	\$ 5,164,634.00	\$ 5,267,927.00	\$ 5,373,285.00

- Assumptions: 2% increase per year for revenue and expenditures










# Capital Projects Fund 2018-19 Budget

- ▶ Revenues of \$7,531,649
  - School Impact Fees
  - Investment Earnings
  - 2014 Technology Levy
- ▶ Expenditures budgeted at \$54,855,000
  - Property Acquisition
  - Technology Acquisitions
  - Portables and Building Improvements
  - Olympic Middle School Reconstruction and Modernization



## Capital Projects Fund

*The Capital Projects Fund includes revenues and expenditures related to levy and bond projects.*

	2016-17 Actual	2017-18 Budgeted	2018-19 Budgeted			
Beginning Fund Balance	\$ 43,337,295	\$ 133,456,369	\$ 131,534,269	_____		
Revenues - Tax, Nontax, State General Purpose	\$103,434,007	\$5,731,649 -94.5%	\$7,531,649 31.4%		_____	_____
Expenditures - Buildings, Equipment	\$10,283,419	\$64,314,078 525.4%	\$54,855,000 -14.7%	_____		
Ending Fund Balance	\$ 136,487,883	\$ 74,873,940	\$ 84,210,918		_____	

## CAPITAL PROJECTS FUND

### Four-Year Budget Projections

	<u>2018-19</u>	<u>2019-20</u>	<u>2020-21</u>	<u>2020-21</u>
Revenues	\$ 7,531,649.00	\$ 142,204,281.00	\$ 117,278,367.00	\$ 152,854,423.00
Expenditures	\$ 54,855,000.00	\$ 105,433,074.00	\$ 123,766,761.00	\$ 122,932,424.00

- Assumptions: Revenues based upon bond issues, state match and tech levy; Expenditures based upon projected bond program and tech levy expenses



# Debt Service Fund 2018-19 Budget

Payments for previous bond sales from  
2004 to current.

- ▶ Revenues of \$28,784,083
- ▶ Expenditures of \$27,996,963



## Debt Service Fund

The **Debt Service Fund** includes revenues and expenditures related to paying long-term debt.

	2016-17 Actual	2017-18 Budgeted	2018-19 Budgeted			
Beginning Fund Balance	\$ 7,844,352	\$ 7,473,419	\$ 7,679,543			
Revenues - Tax, Nontax	\$22,687,590	\$28,691,162 26.5%	\$28,784,083 0.3%			
Expenditures - Bonds, Interest on Bonds	\$18,108,583	\$28,485,038 57.3%	\$27,996,963 -1.7%			
Ending Fund Balance	\$ 12,423,359	\$ 7,679,543	\$ 8,466,663			

## DEBT SERVICE FUND

### Four-Year Budget Projections

	<u>2018-19</u>	<u>2019-20</u>	<u>2020-21</u>	<u>2021-22</u>
Revenues	\$ 28,784,083.00	\$ 28,783,385.00	\$ 27,739,901.00	\$ 25,758,101.00
Expenditures	\$ 27,996,963.00	\$ 20,367,900.00	\$ 20,145,988.00	\$ 19,602,031.00

- Assumptions: Based upon current debt service schedule















# Transportation Vehicle Fund

- ▶ Revenues of \$865,680
  - Depreciation Schedule
  - Investment Earnings
  
- ▶ Expenditures of \$950,000
  - Purchase of 6 New Buses



## Transportation Vehicle Fund

*The Transportation Vehicle Fund includes revenues and expenditures related to purchasing busses.*

	2016-17 Actual	2017-18 Budgeted	2018-19 Budgeted		
Beginning Fund Balance	\$ 2,991,760	\$ 1,484,557	\$ 2,505,872		
Revenues - Transportation	\$860,188	\$790,213	\$865,680		
Reimbursement based upon		-8.1%	9.6%		
Expenditures - Purchase of Busses	\$1,346,075	\$950,000	\$950,000		
		-29.4%	0.0%		
Ending Fund Balance	\$ 2,505,873	\$ 1,324,770	\$ 2,421,552		

## TRANSPORTATION VEHICLE FUND

### Four-Year Budget Projections

	<u>2018-19</u>	<u>2019-20</u>	<u>2020-21</u>	<u>2021-22</u>
Revenues	\$ 865,680.00	\$ 882,993.00	\$ 900,652.00	\$ 918,665.00
Expenditures	\$ 950,000.00	\$ 969,000.00	\$ 988,380.00	\$ 1,008,148.00

- ▶ Assumptions: Revenues and expenses based upon 2% inflation per year



# Auburn School District

## 2018–19 Annual Budgets Hearing and Adoption

- ▶ General Fund
- ▶ Capital Projects Fund
- ▶ Transportation Vehicle Fund
- ▶ Debt Service Fund
- ▶ Associated Student Body Fund

AUBURN SCHOOL DISTRICT NO. 408  
KING AND PIERCE COUNTIES, WASHINGTON

RESOLUTION NO. 1260

ADOPTION OF 2018-19 BUDGET

A RESOLUTION of the Board of Directors of Auburn School District No. 408, King and Pierce Counties, Washington, fixing and determining fund appropriations; adopting the 2018-2019 budget, the four-year budget plan summary and the four-year enrollment projection; and providing for related matters.

BE IT RESOLVED BY THE BOARD OF DIRECTORS OF AUBURN SCHOOL DISTRICT NO. 408, KING AND PIERCE COUNTIES, WASHINGTON, AS FOLLOWS:

Section 1. Findings and Determinations. The Board of Directors (the “Board”) of Auburn School District No. 408, King and Pierce Counties, Washington (the “District”), takes note of the following facts and hereby makes the following findings and determinations:

(a) Pursuant to RCW 28A.505.040, the District has completed the budget for the 2018-19 fiscal year. The 2018-19 budget includes, among other things, a complete financial plan of the District for the ensuing 2018-19 fiscal year and a summary of the four-year budget plan that includes a four-year enrollment projection.

(b) Pursuant to RCW 28A.505.060, the Board shall adopt the 2018-19 budget on or before August 31, 2018. Prior to adoption of the 2018-19 budget, the Board shall meet and conduct a public hearing to allow any person to be heard for or against any part of the 2018-19 budget, the four year budget plan, or any proposed changes to uses of enrichment funding under RCW 28A.505.240 (a/k/a educational programs and operation levy).

(c) The Board, following notice thereof being published in a newspaper of general circulation within the District, conducted a public hearing on June 25, 2018, in accordance with the requirements of RCW 28A.505.060 for the purpose of adopting the 2018-19 budget.

Section 2. Fixing and Determining Fund Appropriations; Adoption of 2018-19 Budget, Four-Year Budget Summary and Four-Year Enrollment Projection.

(a) The Board hereby fixes and determines the appropriation from each fund contained in the 2018-19 budget, as follows:

General Fund	\$247,818,777
Capital Projects Fund	\$54,855,000
Transportation Vehicle Fund	\$950,000
Debt Service Fund	\$27,996,963
Associated Student Body Fund	\$5,063,369

(b) The Board hereby adopts the 2018-19 budget, the four-year budget plan summary, and the four-year enrollment projection and the appropriations as fixed and determined above, all of which are on file with the District and incorporated herein by this reference.

Section 3. General Authorization and Ratification. The Secretary to the Board, the President Chair of the Board, the District’s Assistant Superintendent of Business and Operations

and other appropriate officers of the District are hereby further authorized to take all other action, to do all other things consistent with this resolution, and to execute all other documents necessary to effectuate the provisions of this resolution, and all actions heretofore taken in furtherance thereof and not inconsistent with the provisions of this resolution are hereby ratified and confirmed in all respects.

ADOPTED by the Board of Directors of Auburn School District No. 408, King and Pierce Counties, Washington, at a regular open public meeting thereof, of which due notice was given as required by law, held this 25th day of June, 2018, the following Directors being present and voting in favor of the resolution.

AUBURN SCHOOL DISTRICT NO. 408  
KING AND PIERCE COUNTIES, WASHINGTON

---

President and Director

---

Vice President and Director

---

Director

---

Director

---

Director

---

Secretary to the Board of Directors

## DIRECTORS

1. First Reading of Revised Policy

Revised policy 6100-Revenues from Local, State and Federal Sources is being submitted to the board for first reading. Debbie Leighton, assistant superintendent of human resources, will introduce Mike Weibel, director of human resources, who will present the policies and answer questions from the board. This policy has been reviewed by the committee of the board for policies.

Recommendation: That the above-mentioned policy be accepted for first reading with second reading and adoption scheduled for Monday, July 9.

2. Special Board Meeting

It is being recommended that a special board meeting be held on Monday, August 13, 6:00 p.m., in the James P. Fugate Administration Building to conduct the board's annual evaluation for the 2017-18 school year.

Recommendation: That the board hold a special board meeting on Monday, August 13, 6:00 p.m., to conduct their annual evaluation for the 2017-18 school year.

3. Special Board Meeting

It is being recommended that a special board meeting workshop be held on Monday, August 27, 6:00 p.m., in the James P. Fugate Administration Building to develop the 2018-19 board goals.

Recommendation: That the board hold a special board meeting workshop on Monday, August 27, 6:00 p.m., to develop the 2018-19 board goals.

4. Open Government Training Act

The Open Government Training Act (ESB 5964) requires all school board members to complete training on the Open Public Meetings Act (OPMA), Public Records Act (PRA), and records retention. Refresher training must be completed by each school director every four years that they remain in office and will be recorded at the Monday, June 25, board meeting.

5. Discussion

---

## **Revenues from Local, State and Federal Sources**

### **Revenues from Discretionary Local Taxes**

As necessary, the district shall consider the necessity of requesting voter approval of an excess property tax to be collected in the year following voter approval. Such a levy, if any, shall be in that amount permitted by law which the board determines necessary to provide educational services beyond those provided by state appropriations. The board shall solicit advice from staff and patrons prior to establishing the amount and purposes of the special levy request. The special levy being collected shall be presented by program and expenditure in the district's annual descriptive guide for patrons as required by law

### **Revenues from State Resources**

The responsibility for financing public education in Washington falls primarily upon the state.

### **Revenues from the Federal Government**

The objective of the board is to provide the best educational services possible within resources available to the district. Federal grants and programs may provide helpful financial resources towards pursuing that objective.

The board agrees to comply with all federal and state requirements that may be a condition to receipt of federal funds including, but not limited to:

- A. Maintenance of fiscal records which show the receipt and disposition of federal funds;
- B. Provision for eligible private school students to participate in programs and/or services designed for the educationally disadvantaged as well as other programs which are supported by ECIA funds;
- C. Provision for testing to identify target students as well as to measure program results; and
- D. Provision for staff and parent involvement, program planning, budget development and program evaluation.

The district agrees to comply with Title 1 requirements pertaining to the implementation of internal controls for travel, contracted services, training, and capital outlay purchases and expenditures.

The district further assures that a district-wide salary schedule is in effect and that the staff is assigned equitably among schools. Instructional material shall also be distributed equitably among all schools. The board grants authority to directors and staff to participate in the development of any state and/or federal regulations deemed to be necessary for the implementation of federally funded programs.

### **Federal Impact Funds (Native American)**

It is the intent of the Auburn School District that all Native American children of school age have equal access to all programs, services and activities offered within the school district. To this end, the Auburn School District will consult with local tribal officials and parents of Native American children in the planning and development of Indian-Native American Policies and Procedures (NAPPs), general education programs, and activities. ~~Federal impact funds are provided to the district as a supplement to taxes and other revenue sources. State appropriated funds and local taxes contribute to the development and implementation of a basic education program for all students enrolled in the district. The district gives~~

~~assurance that tribes and parents of Native American children will be afforded the opportunity to make recommendations regarding the needs of their children and will be involved in the planning and development of the basic education program including those educational programs and services to be provided with P.L. 81-874 funds. Native American students shall have the equal opportunity to participate in the district's program with other students. These policies and procedures will be reviewed annually and revisions will be made within 90 days of the determination that requirements are not being adequately met.~~

~~The Auburn School District will provide an opportunity for the Muckleshoot Tribe and parents of Indian children to provide their views on the District's educational program and activities, including recommendations on the needs of their children and on how the District may help those children realize the benefits of the educational programs and activities. [34CFR222.94(a)(2)]~~

- ~~(i) Notify tribes and the parents of Indian children of the opportunity to submit comments and recommendations, considering the tribe's preference for method of communication, and~~
- ~~(ii) Modify the method of and time for soliciting Indian views, if necessary, to ensure the maximum participation of tribes and parents of Indian children.~~

~~The Auburn School District will annually assess the extent to which Indian children participate on an equal basis with non-Indian children in the District's education program and activities. [34CFR222.94(a)(3)]~~

- ~~(i) Share relevant information related to Indian children's participation in the LEA's education program and activities with tribes and parents of Indian children; and~~
- ~~(ii) Allow tribes and parents of Indian children the opportunity and time to review and comment on whether Indian children participate on an equal basis with non-Indian children.~~

~~The Auburn School District will modify this policy, if necessary, based upon the results of any assessment or input described in this document. [34CFR222.94(a)(4)]~~

~~The Auburn School District will respond at least annually in writing to comments and recommendations made by tribes or parents of Indian children, and disseminate the responses to the tribe and parents of Indian children prior to the submission of the IPPs by the LEA. [34CFR222.94(a)(5)]~~

~~The Auburn School District will provide a copy of the policy annually to the affected tribe or tribes. [34CFR222.94(a)(6)]~~

~~Recognizing that the board is the ultimate authority in defining the educational program of the district, the superintendent shall establish procedures to assure the involvement of the tribe and parents of Native American students in the development of the basic education program including the education services to be provided with P.L. 81-874 funds and the participation of Native American children in the program on an equal basis. The superintendent will provide opportunities for parents and members of the tribal council to suggest if any policy and/or procedure changes as well as program changes are necessary to better serve the needs of the Native American students.~~

The Auburn School District attests that it has established Native American Policies and Procedures (NAPPs) as required in section 7004 of the Impact Aid law for any children claimed who reside on eligible Native American lands. The NAPPs have been adequately disseminated to the tribes and parents of children residing on eligible Native American lands. A copy of the current policies and procedures was attached to the FY January 31, 2019 Impact Aid application.

The Auburn School District attests that it has provided a copy of written responses to comments, concerns and recommendations received from tribal leaders and parents of Native American children through the Native American policies and procedures consultation process and disseminated these responses to tribal leaders and parents of Native American children prior to the submission of their FY January 2019 Impact Aid application.

1. The Auburn School District will disseminate relevant applications, evaluations, program plans and information related to the Auburn School District's education program and activities with sufficient advance notice to allow tribes and parents of Native American children the opportunity to review and make recommendations.
  - A. The Auburn School District will disseminate, as soon as reasonably possible after such information becomes available, but not later than one week in advance of any meeting, by the preferred method of email to the Tribal Education Officer and a summary will be sent to the parents of Native American children through the Native American Education Newsletter a copy of the following documents:
    - Impact Aid FY 2019 application;
    - Evaluation of all educational programs; and
    - Plans for education programs the District intends to initiate or eliminate.

In addition, information regarding these materials will be included in the District's website.

2. The Auburn School District will provide an opportunity for the Muckleshoot Tribe and parents of Native American children to provide their views on the District's educational program and activities, including recommendations on the needs of their children and on how the District may help those children realize the benefits of the educational programs and activities.
  - Notify tribes and the parents of Native American children of the opportunity to submit comments and recommendations, considering the tribe's preference for method of communication, and
  - Modify the method of and time for soliciting Native American views, if necessary, to ensure the maximum participation of tribes and parents of Native American children.
  - A. Parents of Native American children provide input through the Parent Advisory Committee meetings that are held monthly. The tribe has the opportunity to provide input at three meetings a year with the tribe and the school district held every four months. In addition, any member of the community may present comments, questions or concerns to the school board at any open meeting.

The school district notifies the parents of Native American children and the tribe of opportunities to provide input on the school district website, the ASD Native American Education Program Facebook page and sends the schedules home with the Native American children.

The Auburn School District has consulted with the tribe prior to the adoption of these board policies. The Muckleshoot Tribe prefers all communication with the tribe and the parents of Native American children to be disseminated by email to the Muckleshoot Indian Tribe's Tribal Education Officer. The district will then disseminate to parents.

The Auburn School District will, to the extent possible, take the tribe's preferred method of communication into consideration for all correspondence with the tribe and the parents of Native American children for consultation on these NAPPs and the educational program and activities.

If participation at the Parent Advisory Committee Meetings or meetings with the tribe have low participation rates, the school district will consult with the Tribal Education Officer for the tribe to ascertain ways to increase participation. Based upon suggestions, preferred methods of communication as well as ways to maximize participation from tribal officials as well as parents of Native American children will be seriously considered.

3. The Auburn School District will annually assess the extent to which Native American children participate on an equal basis with non-Native American children in the District's education program and activities:

- Share relevant information related to Native American children's participation in the Auburn School District's education program and activities with tribes and parents of Native American children; and
- Allow tribes and parents of Native American children the opportunity and time to review and comment on whether Native American children participate on an equal basis with non-Native American children.

- A. The Auburn School District shall annually calculate from its records the ratio of Native American children compared to other children participating academic and co-curricular programs.

The school district will communicate the results of the assessment by email to the Tribal Education Officer and a summary will be sent to the parents of Native American children through the Native American Education Newsletter at least one week in advance of any meeting to discuss the results.

Parents of Native American children, tribal officials and other interested parties may express their views on participation at any time through direct communication with the school district, at any school board meeting, or to the Parent Advisory Committee

4. The Auburn School District will modify the NAPPs if necessary, based upon the results of any assessment or input described in this document.

- A. In the fall, the Parent Advisory Committee has a schedule to discuss the content of the NAPPs. Parents of Native American children and tribal officials are notified via the school district website, the ASD Native American Education Program Facebook page and the schedules that are sent home with the Native American children at the beginning of the school year regarding these meetings and their ability to submit comment. In addition, the parents of Native American children and tribal officials may make recommend changes to the NAPPs or the educational program at any regularly scheduled school board meeting, or in direct communication with the school district.

The Parent Advisory Committee takes all public comments on changes to the NAPPs, evaluates them and proposes changes to the Auburn School District School Board.

The Auburn School Board will decide on all recommended revisions to these NAPPs.

Any changes by the Auburn School Board will become effective immediately upon adoption.

The Auburn School District will disseminate copies of the revised NAPPs to the tribe and parents of Native American children within 30 days of adoption by the school board.

5. The Auburn School District will respond at least annually in writing to comments and recommendations made by tribes or parents of Native American children, and disseminate the responses to the tribe and parents prior to the submission of the NAPPs by the Auburn School District.
  - A. The Auburn School District will at least annually respond in writing to comments and recommendations made by the Parent Advisory Education Committee, tribal officials, or parents of Native American children, and disseminate the responses to all parties by email to the Tribal Education Officer. The school district will notify the parents of Native American children on the ASD Native American Education Program Facebook page, the school district website and parents will be notified of the availability of the responses through the Native American newsletter.
6. The Auburn School District will provide a copy of the NAPPs annually to the affected tribe or tribes.
  - A. The Auburn School District will annually provide a copy of the current Native American Policies and Procedures to the Muckleshoot tribe by, but not limited to regular mail.

Legal References:	28A.150.230	Basic Education Act--District school directors as accountable for proper operation of district— Scope—Responsibilities--Publication of guide
	28A.150.250	Annual basic education allocation of funds according to average FTE student enrollment-- -Student/ teacher ratio standard
	RCW 28A.300.070	Receipt of federal funds for school purposes-- Superintendent of public instruction to administer
	84.52.0531	Levies by school districts--Maximum dollar amount for maintenance and operation support--Restrictions--Maximum levy percentage--Levy reduction funds--Rules. (Exp 1-1-08)
	WAC 392-163	Special Service Program--Title I Grants for Improving LEA Basic Programs
	Chapter 180-16 WAC	State Support of Public Schools
	Public Law 81-874	Impact Aid

Management Resources    Policy News, July 2017

**Adoption Date: 01.12.98**

**Auburn School District**

**Revised Dates: 01.28.13; 01.27.14; 01.26.15; 01.11.16; 01.09.17; 02.26.18**